

塑料盒装1/2"气动锤和套筒套装

1565



配置文件



产品属性

- 盒子尺寸：346 x 292 x 83





产品名称

SKU

文章

尺寸

数量

| 产品名称 | SKU | 文章 | 尺寸 | 数量 |
|------------------|---|----------|--------------------------------|----|
| 塑料盒装1/2"气动锤和套筒套装 | 615516 | 1565 | 10 - 27 | 17 |
| 1/2"气锤 |  | 1561 | 1/2"/824 Nm | 1 |
| 1/2"冲击延长杆 |  | 231.4/4 | 1/2"x125, 1/2"x75 | 2 |
| 1/2"冲击附件 |  | 231.8/4 | 10 - 14, 15 - 32 | 2 |
| 1/2"冲击套筒 |  | 231/4 6p | 10, 13, 17, 19, 21, 22, 24, 27 | 8 |
| 1/2"加长冲击套筒 | | 231/4L6p | 17, 19, 21, 22, 24, 27 | 6 |

* Images of products are symbolic. All dimensions are in mm, and weight is in grams. All listed dimensions may vary in tolerance.

Safety tips



- The pressure in the tool during the operation has to be at least 6.2 bar for the tool to work properly.
- Regularly clean and dry the air filters and inlet air supply.
- Always use clean and dry air with the correct mixture of oil, for maximum tool life.
- Check the joints and ensure that the tubes and other equipment are not damaged before use.
- All tools should be gently oiled prior to being stored.
- Always store pneumatic tools in dry places away from water.
- Always use original spare parts.
- Repairs can be performed only by authorised staff people authorised by Unior d.d.



- Always disconnect tools not in use from the air supply.