

# Tool set with tool box 912/5

























932













## Profiles



| Product name  | SKU    | Article | Dimensions  | Quantity |
|---|--------|---------|-------------|----------|
| Tool set with tool box 912/5                          | 601994 | 932     | -           | 128      |
| Tool box - 5 compartments                             |        | 912/5   | 560x210x225 | 1        |
| Set of open end wrenches in carton box                |        | 110/1CB |             | 1        |
| Set of combination wrenches, short type in carton box |        | 125/1CB |             | 1        |
| Set of offset ring wrenches in carton box             |        | 180/1CB |             | 1        |

| Product name                          | SKU   | Article    | Dimensions   | Quantity |
|---------------------------------------|---|------------|--|----------|
| Spark plug socket 3/8"                |    | 186.4/2    | 21   | 1        |
| Reversible ratchet 1/4"               |    | 188.1/1ABI | 1/4"   | 1        |
| Swivel handle 1/4"                    |    | 188.2/2BI  | 1/4"   | 1        |
| Sliding T - handle 1/4"               |    | 188.3/2    | 1/4"   | 1        |
| Extension bar 1/4"                    |    | 188.4/2    | 1/4"x55, 1/4"x150  | 2        |
| Socket 1/4", 6 point                  |    | 188/2 6p   | 4, 4.5, 5, 5.5, 6, 7, 8, 9, 10, 11, 13                                 | 11       |
| Reversible ratchet 1/2"               |    | 190.1/1ABI | 1/2"   | 1        |
| Swivel handle 1/2"                    |    | 190.2/1BI  | 1/2"x380   | 1        |
| Sliding T - handle 1/2"               |    | 190.3/1    | 1/2"   | 1        |
| Extension bar 1/2"                    |    | 190.4/1    | 1/2"x125, 1/2"x250   | 2        |
| Universal joint 1/2"                  |    | 190.6/2    | 1/2"   | 1        |
| Socket 1/2", 6 point                  |   | 190/1 6p   | 10, 11, 12, 13, 14, 15, 16, 17, 18, 19, 20, 21, 22, 23, 24, 27, 30, 32 | 18       |
| Strap wrench                          |  | 205/2      | 60 - 140   | 1        |
| Wheel nut wrench                      |  | 212/2      | 24   | 1        |
| Set of hex wrenches in plastic wallet |   | 220/3PB    |  | 1        |
| Flexible reversible ratchet 3/8"      |  | 238.1/1FBI | 3/8"   | 1        |
| Extension bar 3/8"                    |  | 238.4/2    | 3/8"x45, 3/8"x75   | 2        |
| Tyre lever                            |  | 300/2      | 400 (2x)   | 2        |
| Combination pliers                    |  | 405/1BI    | 180  | 1        |
| Crimping pliers                       |  | 425/4A     | 1.5 - 6x240  | 1        |
| Grip pliers                           |  | 430/3      | 175  | 1        |
| Double groove joint pliers            |  | 445/1BI    | 240  | 1        |
| End cutting nippers                   |   | 455/4G     | 160  | 1        |
| Long flat nose pliers                 |  | 472/1BI    | 140  | 1        |
| Long round nose pliers                |  | 476/1BI    | 140  | 1        |
| Universal tin snips                   |  | 563R/7P    | 280  | 1        |

| Product name                         | SKU   | Article | Dimensions   | Quantity |
|--------------------------------------|---|---------|--|----------|
| Flat screwdriver TBI                 |  | 605TBI  | 0.5 x 3.0x80, 0.8 x 4.0x100,<br>1.0 x 5.5x125, 1.2 x 6.5x150,<br>1.2 x 8.0x175, 1.6 x 10.0x200 | 6        |
| Crosstip (PH) screwdriver TBI        |  | 615TBI  | PH 1x80, PH 2x100, PH<br>3x150   | 3        |
| Stubby crosstip (PH) screwdriver TBI |  | 626TBI  | PH 2x25  | 1        |
| Stubby flat screwdriver TBI          |  | 627TBI  | 0.8 x 4.0x25   | 1        |
| Car light tester 6 - 12/24 V         |  | 631     | 6 - 12   | 1        |
| Drift punch                          |  | 640/6   | 3, 4, 5  | 3        |
| Centre punch                         |  | 642/6   | 5  | 1        |
| Flat chisel                          |  | 660/6   | 150, 250   | 2        |
| Cross chisel                         |  | 670/6   | 150  | 1        |
| Locksmiths` hammer                   |  | 812     | 300, 500   | 2        |

\* Images of products are symbolic. All dimensions are in mm, and weight is in grams. All listed dimensions may vary in tolerance.