


Ključevi nasadni sa TBI ručkom u SOS ulošku za alat

964/9BSOS



Profili



Opis proizvoda

- Dimenzije uloška 188x364x30 mm
- Odgovara fiokama kolica iz serija Eurostyle, Eurovision, Euromotion, Europlus i Hercules (sa prednjim fiokama)

Sadržaj:

- 6 kom. nasadnih ključeva sa TBI ručkom (art. 629TBI), dim. 5.5, 6, 8, 10, 12, 13 mm

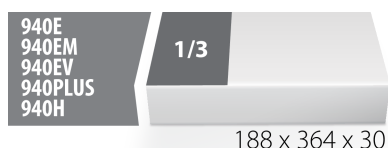
SOS ulošci za alat - prednosti:


- materijal: meka polietilenska pena
- SOS ulošci za alat izrađeni su od dvoslojne polietilenske pene, otporne na maziva, benzin, ulja, nitro razređivače, lepkove i motorno ulje - sve ovo se može lako ukloniti bez ostataka bilo kakvih vidljivih mrlja. Lepkovi i motorna ulja moraju se odmah ukloniti čišćenjem benzinom kako bi se izbegla trajna promena boje. Ovi ulošci za alat su dosta otporni u uobičajenim uslovima i ne menjaju oblik sve do temperature od 80 °C.

- These tool trays of polyethylene foam are used for clearer and better organised tool storage in tool boxes, tool cases, the drawers of tool carriages and tool cabinets. These tool trays can be used in a wide range of temperatures, do not absorb dampness and, with normal use, have a long lifespan. They protect the tools by holding them in their own specifically designed place, thus preventing them from moving uncontrollably around in the storage area. As the positions in the tray are precisely defined and designed for each specific tool, it is also easy to establish which tools are missing.

Zašto odabrati UNIOR:

- Unior je priznati brend u sektoru industrije, poznat po svojoj posvećenosti kvalitetu i inovacijama. Sa svojim izuzetnim nasleđem, Unior alati su proizvedeni sa namerom da zadovolje najviše standarde i obezbede pouzdanost i vrhunske performanse



Naziv proizvoda	SKU	Artikal	Dimenzije	Količina
Ključevi nasadni sa TBI ručkom u SOS uložku za alat	621063	964/9BSOS	-	6
Ključ nasadni sa TBI ručkom	 629TBI	629TBI	5.5, 6, 8, 10, 12, 13	6
SOS uložak za nasadne ključeve sa TBI ručkom 964/9BSOS		v1964/9BSOS	188x364x30	1

* Fotografije proizvoda su simbolične. Sve dimenzije su u mm, a težina u gramima. Sve navedene dimenzije mogu odstupati u granicama tolerancija.

Pravilna upotreba



- Use a screw holding screwdriver to get screws started in awkward, hard-to-reach areas.
- Use a stubby screwdriver in close quarters where a conventional screwdriver cannot be used.
- A rounded tip should be redressed with a file; make sure edges are straight.
- Screwdrivers used in the shop are best stored in a rack. This way, the proper selection of the right screwdriver can be quickly made.
- Keep the screwdriver handle clean; a greasy handle is apt to cause accidents.
- A screwdriver should never be used as pry bar. If it is overstressed in this manner, the blade



- Don't use pliers on the handle of a screwdriver to get extra turning power. A wrench should only be used on the square shank or bolster of a screwdriver that is especially designed for that purpose.
- Don't expose a screwdriver blade to excessive heat as it may reduce the hardness of the blade.
- Don't use a screwdriver with a split or broken handle.
- Don't use a regular screwdriver to check a storage battery or to determine if an electrical circuit is live.

might break and send a particle of steel into the operator's arm or even towards his eyes.