


Гарнитура насадни клучеви со TBI рачка во SOS влошка за алат

964/9BSOS



Profiles



Product features

- Димензија на влошката : 188x364x30mm
- Компатибилни со фиоките на Eurostyle, Eurovision, Euromotion, Europlus и Hercules (предните фиоки)

Гарнитурата вклучува:

- 6 насадни клучеви со TBI рачка (артикл 629 TBI) димензија 5.5, 6, 8, 10, 12, 13

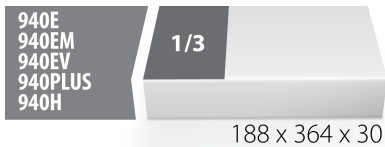
Предности на SOS влошки за алат:


- материјал: полиетиленска пена со мала густина
- SOS влошките за алат се изработени од двојно обложена полиетиленска пена, која е отпорна на масло, бензин, нитро разредувачи, лепила и моторно масло - се ова може да се отстрани без да се остават видливи флеку (остатоци). Лепилата и моторното масло треба веднаш да се отстранат со чистење со бензин за да се избегне трајна флекавост.
- These tool trays of polyethylene foam are used for clearer and better organised tool storage in tool boxes, tool cases, the drawers of tool carriages and tool cabinets. These tool trays can be used in a

wide range of temperatures, do not absorb dampness and, with normal use, have a long lifespan. They protect the tools by holding them in their own specifically designed place, thus preventing them from moving uncontrollably around in the storage area. As the positions in the tray are precisely defined and designed for each specific tool, it is also easy to establish which tools are missing.

Зошто да изберете Униор:

- Unior is a renowned brand in the industry, celebrated for its dedication to quality and innovation. With a legacy of excellence, Unior tools are crafted to meet the highest standards, ensuring reliability and outstanding performance.



Product name	SKU	Article	Dimensions	Quantity
Гарнитура насадни клучеви со TBI рачка во SOS влошка за алат	621063	964/9BSOS	-	6
Насаден клуч со рачка TBI изведба		629TBI	5.5, 6, 8, 10, 12, 13	6
SOS влошка за 964/9BSOS		vI964/9BSOS	188x364x30	1

* Сликите на производите се симболични. Сите димензии се во мм, тежината е во грамови. Сите наведени димензии може да се разликуваат во ниво на толеранција

Safety tips



- Use a screw holding screwdriver to get screws started in awkward, hard-to-reach areas.
- Use a stubby screwdriver in close quarters where a conventional screwdriver cannot be used.
- A rounded tip should be redressed with a file; make sure edges are straight.
- Screwdrivers used in the shop are best stored in a rack. This way, the proper selection of the right screwdriver can be quickly made.
- Keep the screwdriver handle clean; a greasy handle is apt to cause accidents.
- A screwdriver should never be used as pry bar. If it is overstressed in this manner, the blade might break and send a particle of steel into the operator's arm or even towards his eyes.



- Don't use pliers on the handle of a screwdriver to get extra turning power. A wrench should only be used on the square shank or bolster of a screwdriver that is especially designed for that purpose.
- Don't expose a screwdriver blade to excessive heat as it may reduce the hardness of the blade.
- Don't use a screwdriver with a split or broken handle.
- Don't use a regular screwdriver to check a storage battery or to determine if an electrical circuit is live.