

Impact screwdriver set

Hidden

6762



Profiles









Product features

- Dimension of box: 197 x 105 x 38


Set includes:

- 1x Impact screwdriver (article 6762.1) dim. 1/2"
- 1x Impact adapter (article 6762.2) dim. 1/2"-5/16"
- 2x hex bits (article 6489C8) dim. 5, 6
- 4x TX profile bit (article 6492C8) dim. TX20, TX25, TX30, TX40
- 1x crosstip (PH) bit (article 6484C8) dim. PH4
- 2x crosstip (PH) bit (article 6483C8) dim. PH2, PH3
- 3x slotted bit (article 6480C8) dim. 1.2x6.5x41, 1.6x8.0x41, 2.0x12.0x41


Product name	SKU	Article	Dimensions	Quantity
Impact screwdriver set	605061	6762	-	13
Slotted bit, 3 pcs set		6480C8	1.2 x 6.5x41, 1.6 x 8.0x41, 2.0 x 12.0x41	3
Crosstip (PH) bit, 3 pcs set		6483C8	PH 2, PH 3	2
Crosstip (PH) bit, 3 pcs set		6484C8	PH 4	1
Hex bit, 3 pcs set		6489C8	5, 6	2
TX profile bit, 3 pcs set		6492C8	TX 25, TX 30, TX 40, TX 20	4
Impact screwdriver		6762.1	1/2"x144	1

* Images of products are symbolic. All dimensions are in mm, and weight in grams. All listed dimensions may vary in tolerance.


Usage (pictures)



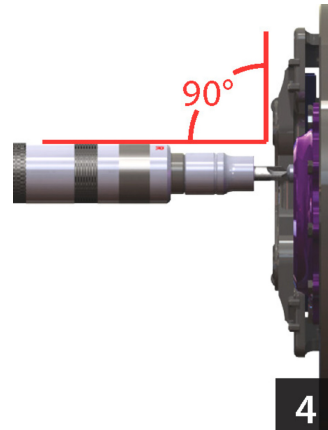
Move impact screwdriver closer to screw, which we will tighten (R), or loosen (L)




L is showing screw loosening.




R is showing screw tightening.



When tightening or loosening the screw, tool has to be placed in a position perpendicular to the screw!



Move tool closer to screw, and don't press it to final position before use. With hammer strike, tool is automatically extracted and tightening/loosening begins.



When the tool is in the compressed position, and we strike it with hammer inner mechanism will get destroyed. Never strike tool with hammer, when the tool is in compressed position!



When the tool is properly positioned on the screw, tap the tool holder with hammer. This will trigger mechanism that allows bolt tightening/loosening for approx. 15°.