

Set of electronic pliers and screwdrivers in plastic box

Hidden

403C







Profiles



Product features

- Dimension of box: 307 x 260 x 55

Product name	SKU	Article	Dimensions	Quantity
Set of electronic pliers and screwdrivers in plastic box	621692	403C	-	11
Flat electronic screwdriver		605E	0.3 x 1.8x60, 0.4 x 2.5x75, 0.5 x 3.0x100, 0.8 x 4.0x100	4
Crosstip (PH) electronic screwdriver		615E	PH 00x60, PH 0x60, PH 1x80	3
Electronic pliers - front cutter		455/4E	110	1
Electronic side cutter		461/4E	115	1

* Images of products are symbolic. All dimensions are in mm, and weight in grams. All listed dimensions may vary in tolerance.

Safety tips



- Use a screw holding screwdriver to get screws started in awkward, hard-to-reach areas.
- Use a stubby screwdriver in close quarters where a conventional screwdriver cannot be used.
- A rounded tip should be redressed with a file; make sure edges are straight.
- Screwdrivers used in the shop are best stored in a rack. This way, the proper selection of the right screwdriver can be quickly made.
- Keep the screwdriver handle clean; a greasy handle is apt to cause accidents.
- A screwdriver should never be used as pry bar. If it is overstressed in this manner, the blade might break and send a particle of steel into the operator's arm or even towards his eyes.



- Don't use pliers on the handle of a screwdriver to get extra turning power. A wrench should only be used on the square shank or bolster of a screwdriver that is especially designed for that purpose.
- Don't expose a screwdriver blade to excessive heat as it may reduce the hardness of the blade.
- Don't use a screwdriver with a split or broken handle.
- Don't use a regular screwdriver to check a storage battery or to determine if an electrical circuit is live.