

# Set of impact sockets 1/2" in plastic box

231/4PB1



## Profiles

---






## Product features

- Dimension of box: 244 x 207 x 59

## Set includes:

- 9x impact socket 1/2", 6 point (article 231/4 6P) dim. 15, 17, 18, 19, 21, 22, 24, 27, 30
- impact socket accessories 1/2"; 1x extension bar (75 mm), 2x ring with pin

Product name	SKU	Article	Dimensions	Quantity
Set of impact sockets 1/2" in plastic box	612506	231/4PB1	15 - 30	10
Impact socket 1/2", 6 point		231/4 6p	15, 17, 18, 19, 21, 22, 24, 27, 30	9
Impact extension bar 1/2"		231.4/4	1/2"x75	1
Impact accessories 1/2"		231.8/4	10 - 14, 15 - 32	2

\* Images of products are symbolic. All dimensions are in mm, and weight is in grams. All listed dimensions may vary in tolerance.

### Safety (pictures)

