

Trusa capete chei tubulare 1/2" in cutie metalica

190BITX1P22



Profile








Caracteristicile produsului

- Dimensiunea cutiei : 448 x 198 x 54

Set includes:

- 9x screwdriver socket 1/2", with TX profile (article 192/2TX) dim. TX20, TX25, TX27, TX30, TX40, TX45, TX50, TX55, TX60
- 9x socket 1/2" with internal TX profile (article 191/1) dim. E10, E11, E12, E14, E16, E18, E20, E22, E24
- 1x Reversible ratchet 1/2"
- accessories 1/2"; 2x extension bar (125, 250mm), 1x universal joint

Denumirea Produsului	SKU	Articol	Dimensiuni	Cantitate
Trusa capete chei tubulare 1/2" in cutie metalica	611945	190BITX1P22	-	22
Intermediar cardanic 1/2"		190.6/2	1/2"	1
Prelungitor lung 1/2"		190.4/1	1/2"x125, 1/2"x250	2
Capete chei tubulare cu profil TX exterior 1/2"		192/2TX	TX 20, TX 25, TX 27, TX 30, TX 40, TX 45, TX 50, TX 55, TX 60	9
Capete chei tubulare cu profil TX interior 1/2"		191/1	E 10, E 11, E 12, E 14, E 16, E 18, E 20, E 22, E 24	9
Antrenor cu clichet reversibil 1/2"		190.1/1ABI	1/2"	1

* Imaginea produsului este simbolica.Toate dimensiunile sunt exprimate în mm,greutatea în grame.