

# Tool set with tool box 912/5

























931







## Profiles



Product name	SKU	Article	Dimensions	Quantity
Tool set with tool box 912/5	601995	931	-	111
Set of open end wrenches in carton box		110/1CB		1
Set of combination wrenches, short type in carton box		125/1CB		1
Set of offset ring wrenches in carton box		180/1CB		1

Product name	SKU	Article	Dimensions	Quantity
Set of starter and block wrenches in carton box		200/2CB		1
Set of hex wrenches in plastic wallet		220/3PB		1
Spark plug socket 3/8"		186.4/2	21	1
Flexible reversible ratchet 3/8"		238.1/1FBI	3/8"	1
Extension bar 3/8"		238.4/2	3/8"x45, 3/8"x75	2
Reversible ratchet 1/2"		190.1/1ABI	1/2"	1
Swivel handle 1/2"		190.2/1BI	1/2"x380	1
Sliding T - handle 1/2"		190.3/1	1/2"	1
Extension bar 1/2"		190.4/1	1/2"x125, 1/2"x250	2
Universal joint 1/2"		190.6/2	1/2"	1
Socket 1/2", 6 point		190/1 6p	10, 11, 12, 13, 14, 15, 16, 17, 18, 19, 20, 21, 22, 23, 24, 27, 30, 32	18
Tyre lever		300/2	400 (2x)	2
Combination pliers		406/1BI	180	1
Crimping pliers		425/4A	1.5 - 6x240	1
Grip pliers		430/3	175	1
Double groove joint pliers		445/1BI	240	1
Waterpump pliers		447/1HPP	240	1
Diagonal cutting nippers		461/1BI	160	1
Multifunctional electrician`s pliers		514/1BI	160	1
Universal tin snips		563R/7PR	280	1
Flat screwdriver TBI		605TBI	0.8 x 4.0x100, 1.0 x 5.5x125, 1.2 x 6.5x150, 1.2 x 8.0x175	4
Crosstip (PH) screwdriver TBI		615TBI	PH 1x80, PH 2x100, PH 4x200	3
Stubby crosstip (PH) screwdriver TBI		626TBI	PH 2x25	1
Stubby flat screwdriver TBI		627TBI	0.8 x 4.0x25	1
Car light tester 6 - 12/24 V		631	6 - 12	1
Drift punch		640/6	3, 4	2

Product name	SKU	Article	Dimensions	Quantity
Centre punch		642/6	3	1
Flat chisel		660/6	150, 200	2
Cross chisel		670/6	150	1
Locksmiths` hammer		812	500	1
Tool box - 5 compartments		912/5	560x210x225	1

\* Images of products are symbolic. All dimensions are in mm, and weight in grams. All listed dimensions may vary in tolerance.