


# Tool set

1000D





























## Profiles
























## Product features

- Designed for basic maintenance in car repair workshops, agro services and maintenance in the industry.

| Product name                   | SKU   | Article | Dimensions   | Quantity |
|--------------------------------|---|---------|--|----------|
| Tool set                       | 608143  | 1000D   | -  | 145      |
| Open end wrench                |  | 110/1   | 6 x 7, 8 x 9, 10 x 11, 12 x 13, 14 x 15, 16 x 17, 18 x 19, 20 x 22, 21 x 23, 24 x 26, 25 x 28, 27 x 32 | 12       |
| Combination wrench, short type |  | 125/1   | 6, 7, 8, 9, 10, 11, 12, 13, 14, 15, 16, 17, 18, 19, 20, 21, 22   | 17       |

| Product name                     | SKU   | Article    | Dimensions  | Quantity |
|----------------------------------|---|------------|---|----------|
| Offset ring wrench               |    | 180/1      | 6 x 7, 8 x 9, 10 x 11, 12 x 13,<br>14 x 15, 16 x 17, 18 x 19, 20<br>x 22, 21 x 23, 24 x 26, 25 x<br>28, 27 x 32 | 12       |
| Socket 1/4", 6 point             |    | 188/2 6p   | 4, 4.5, 5, 5.5, 6, 7, 8, 9, 10,<br>11, 13   | 11       |
| Reversible ratchet 1/4"          |    | 188.1/1ABI | 1/4"  | 1        |
| Swivel handle 1/4"               |    | 188.2/2BI  | 1/4"  | 1        |
| Sliding T - handle 1/4"          |    | 188.3/2    | 1/4"  | 1        |
| Extension bar 1/4"               |    | 188.4/2    | 1/4"x150, 1/4"x55   | 2        |
| Socket 1/2", 6 point             |    | 190/1 6p   | 10, 11, 12, 13, 14, 15, 16, 17,<br>18, 19, 20, 21, 22, 23, 24, 27,<br>30, 32                                    | 18       |
| Reversible ratchet 1/2"          |    | 190.1/1ABI | 1/2"  | 1        |
| Swivel handle 1/2"               |    | 190.2/1BI  | 1/2"x380  | 1        |
| Sliding T - handle 1/2"          |  | 190.3/1    | 1/2"  | 1        |
| Extension bar 1/2"               |  | 190.4/1    | 1/2"x125, 1/2"x250  | 2        |
| Universal joint 1/2"             |  | 190.6/2    | 1/2"  | 1        |
| Starter and block wrench         |  | 200/2      | 11 x 13, 13 x 17, 14 x 17, 15<br>x 16, 19 x 22  | 5        |
| Strap wrench                     |  | 205/2      | 60 - 140  | 1        |
| Wheel nut wrench                 |  | 212/2      | 24  | 1        |
| Hex wrench                       |  | 220/3      | 3, 4, 5, 6, 8, 10, 12, 14, 17,<br>19  | 10       |
| Spark plug socket 3/8"           |  | 186.4/2    | 21  | 1        |
| Flexible reversible ratchet 3/8" |  | 238.1/1FBI | 3/8"  | 1        |
| Extension bar 3/8"               |  | 238.4/2    | 3/8"x45, 3/8"x75  | 2        |
| Tyre lever                       |  | 300/2      | 400 (2x)  | 2        |
| Combination pliers               |  | 405/1BI    | 180   | 1        |
| Crimping pliers                  |  | 425/4A     | 1.5 - 6x240   | 1        |
| Grip pliers                      |  | 430/3      | 175   | 1        |
| Brake spring pliers              |  | 431/2      | 325   | 1        |

| Product name                              | SKU   | Article  | Dimensions   | Quantity |
|---|---|----------|--|----------|
| Waterpump pliers                          |    | 447/1HPP | 240  | 1        |
| End cutting nippers                       |    | 455/1BI  | 160  | 1        |
| Multifunctional electrician`s pliers      |    | 514/1BI  | 160  | 1        |
| External lock rings pliers, straight      |    | 532/1P   | 180x19 - 60  | 1        |
| External lock rings pliers, bent          |    | 534/1P   | 180x19 - 60  | 1        |
| Internal lock rings pliers, straight      |    | 536/1P   | 180x19 - 60  | 1        |
| Internal lock rings pliers, bent          |    | 538/1P   | 180x19 - 60  | 1        |
| Universal tin snips                       |    | 563R/7PR | 280  | 1        |
| Flat screwdriver TBI with hexagon bolster |    | 600TBI   | 1.0 x 5.5x100, 1.2 x 6.5x125,<br>1.2 x 8.0x150   | 3        |
| Flat screwdriver TBI                      |    | 605TBI   | 0.5 x 3.0x80, 0.8 x 4.0x100,<br>1.0 x 5.5x125, 1.2 x 6.5x150,<br>1.2 x 8.0x175, 1.6 x 10.0x200 | 6        |
| Crosstip (PH) screwdriver TBI             |    | 615TBI   | PH 1x80, PH 2x100, PH<br>3x150, PH 4x200   | 4        |
| Stubby crosstip (PH) screwdriver TBI      |    | 626TBI   | PH 2x25  | 1        |
| Stubby flat screwdriver TBI               |    | 627TBI   | 0.8 x 4.0x25   | 1        |
| Car light tester 6 - 12/24 V              |  | 631      | 6 - 12   | 1        |
| Drift punch                               |  | 640/6    | 3, 4, 5  | 3        |
| Centre punch                              |  | 642/6    | 4  | 1        |
| Flat chisel                               |  | 660/6    | 200, 250   | 2        |
| Cross chisel                              |  | 670/6    | 150  | 1        |
| Feeler gauges                             |  | 701      | 0.05 - 1x13  | 1        |
| Hacksaw                                   |   | 750B     | 400  | 1        |
| Locksmiths` hammer                        |  | 812      | 300, 500, 1000   | 3        |
| Plastic hammer                            |  | 820      | 22   | 1        |

\* Images of products are symbolic. All dimensions are in mm, and weight in grams. All listed dimensions may vary in tolerance.