

# Pro pedal wrench

1613/2BI



## Usage

---



## Profiles

---

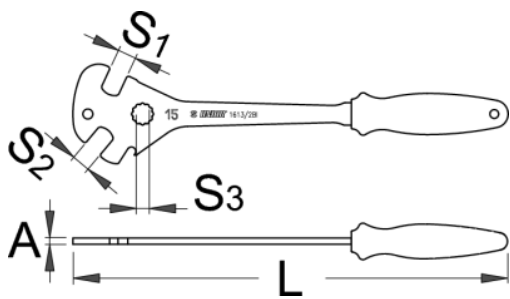


## Product attributes

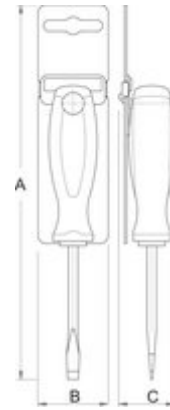
- material: premium flex plus carbon steel
- surface finish: chrome plated according to ISO 1456:2009
- drop forged, entirely hardened and tempered
- ergonomic heavy duty double component handle

## How to use the tool:

- The professional pedal wrench has two 15 mm openings set at offset angles to easily remove pedals regardless of the pedal axle position. The design and finish ensures durability, strength and precision. The extra long handle provides the leverage to remove even the tightest pedals. Of course there is a bottle opener included for the most difficult workshop activity.

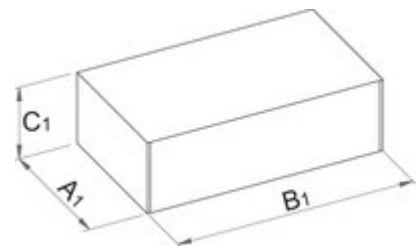


Barcode	S1	S2	S3	L	A	Icon
615537	15	15	15	350	5	381



### Retail packaging

Barcode	MA	MB	MC	Icon
615537	465	77	40	390



### Transport packaging

Barcode	Hand icon	TA	TB	TC	Icon
615537	4	119	404	65	1672