

# Hub cone wrench

1612/2

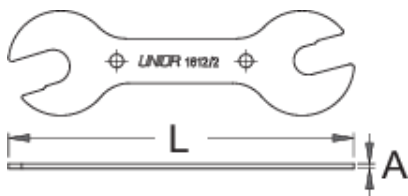




## Profiles



## Product features

- material: premium flex plus carbon steel
- surface finish: chrome plated according to ISO 1456:2009
- The hub cone wrenches are intended for the home mechanics or professional users. The extreme thin design with pen end jaw fit four popular sizes. These cone wrenches are used by every cyclist for quick repairs and daily maintenance of bicycles.



			L	A	
615125	13 x 14	15 x 17	155	2,2	69
615126	13 x 14	15 x 16	155	2,2	69

\* Images of products are symbolic. All dimensions are in mm, and weight in grams. All listed dimensions may vary in tolerance.

Usage (pictures)

