

Work bench

946A

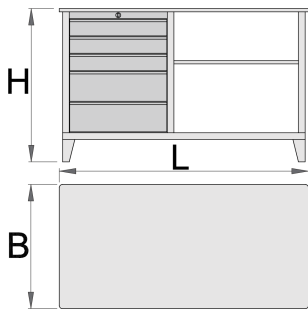




Profiles



Product features

- material: premium PLUS sheet metal
- central locking system with a lock and folding key
- lock with key included also foam keyring
- full extension drawers with top quality ball-bearing slides
- the synthetic covering protects drawers and tools from damage
- coated with eco colour of QualiCoat quality standard
- wooden worktop
- 5 drawers (3x L 560 x W 570 x H 70mm, 2x L 560 x W 605 x H150mm)
- static load capacity: 2300 kg
- capacity of drawer: 45kg



	L	B	H	
612328	1500	750	925	116000

* Images of products are symbolic. All dimensions are in mm, and weight is in grams. All listed dimensions may vary in tolerance.

Spare parts



Lock with keys



Ball-bearing slide, set of 1 pair