

大力士工具车

940H2



配置文件



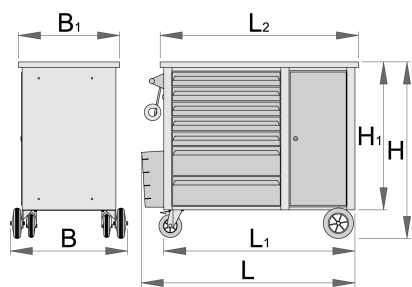
产品属性



- 材料:金属板材
- 锁紧装置
- lock with key included also foam keyring
- 四个轮子，其中两个轮子带制动
- 滚珠轴承滑轨抽屉
- 抽屉开关简便，允许使用者同时拉开不同层格的抽屉
- 合成材料制成的衬垫有助于抽屉和工具防损防震
- 环保无铅镉涂层
- 7个正面抽屉，尺寸560x365 mm（5个高度为70 mm，2个高度为150 mm）
- 手柄和车轮的基本尺寸为1182×W640×H955mm

- 抽屉总容量：133升
- 带锁柜门
- 环保无铅镉涂层
- 无轮静态载荷：2300公斤
- 车厢载荷能力:550公斤
- 正面抽屉容量：45 kg
- 抽屉兼容SOS工具托盘1/ 3,2 / 3,3 /3

优势：

- 工具架穿孔背板允许用工具挂钩挂起工具
- 作为一个配件，还可提供喷雾器支架，方便存储高达fi 68mm的喷雾器，以及一个带锁的后门




	L	L1	L2	B	B1	H	H1	
615511	1182	1040	1080	640	550	955	800	96200

* Images of products are symbolic. All dimensions are in mm, and weight in grams. All listed dimensions may vary in tolerance.

Accessories



940H工具架挂板



940E和940EV小抽屉分隔套装



940E和940EV的4件分隔套装



940H的喷雾架



940H的后门



920PLUS、940E和940EV的空SOS工具托盘



920PLUS, 940E和940EV的SOS泡沫工具盘

配件



Set of locks with keys



Ball-bearing slide, set of 1 pair



Set of casters

Safety tips



- Lock all your drawers before trying to roll the tool carriage into a new work area.
- Set the brakes on the locking casters after you have rolled the cabinet to your work area.
- Treat you tool carriage, tool chests, or tool boxes with respect.
- Always follow the prescribed max load capacity of individual drawers and the carriage as a whole.
- Always put heavier objects in the bottom drawers
- Always close drawers when not in use.
- Always follow manufacturer manual instructions regarding assembly and repair of your tools.



- Don't open two or more drawers at the same time, there is high chance of it tipping over.
- Don't throw tools into drawer, always put the tools in.
- Don't use an opened drawer as a working surface.
- Don't clean a lacquered surface with a solvent cleaner.
- Don't pull a tool carriage as you won't be able to see where you are headed. Push it in front of you so you can see where you are going.
- Don't stack a tool carriage with too many extra chests or tool trays; it may tip over at the most unexpected time.
- Don't roll a tool carriage with loose tools or parts on top of the carriage.
- Don't roll a tool carriage too quickly; a pot hole in the floor or some hardware on the floor may cause an accident.
- Don't overload the drawers; if you haven't got room for all of your tools, you need a larger tool carriage.
- Don't open up too many loaded drawers at a time; close each drawer before opening up another. Heavily loaded opened drawers are an invitation to tipping.

