

Gereedschapswagen Eurostyle

940E4/1L



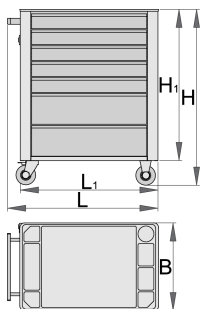
Profielen



Product attributen

- materiaal: premium PLUS plaatstaal
- central locking system with a lock and folding key
- slot met sleutel inbegrepen en foam-sleutelhanger
- oil and acid resistant casters of a diameter of 100 mm, one with brake, which blocks spinning and swiveling of the caster
- full extension drawers with top quality ball-bearing slides
- the synthetic covering protects drawers and tools from damage
- wide range of accessories

- coated with eco colour of Qualicoat quality standard
- 7 drawers (5 x L 560 x W 365 x H 70 mm, 2 x L 560 x W 400 x H 150 mm)
- basic dimensions with handle and casters L 760 x W 440 x H 895 mm
- total volume of drawers: 140 litres
- static load capacity of carriage without casters: 1600kg
- dynamic load capacity of carriages: 300 kg
- maximum capacity of each drawer: 45kg
- left and right side are perforated
- include 10 hooks dimension 50mm
- ABS plate on the top of the carriage
- drawers compatible with SOS tool trays 1/3, 2/3, 3/3



	L	B	H	L1	H1	
612138	770	448	895	700	768	53000

* Afbeeldingen van producten zijn symbolisch. Alle afmetingen zijn in mm en gewicht in gram. Alle vermelde afmetingen kunnen variëren in tolerantie.


Accessoires



Gereedschapkist Eurostyle - 3 delig



Gereedschapkist Eurostyle - 5 delig



Tussenschotjes set 3 stuks voor lage lade 940E en 940EV



Tussenschotjes set 4 stuks voor 940E en 940EV



Papierrolhouder voor 940EV



Documentenhouder voor 940E en 940EV



Bussenhouder voor 940E en 940EV



ABS werkblad voor 940E en 940EV



Houten werkblad voor 940E en 940EV



Schroevendraaijerek voor 940E en 940EV



Lege SOS-module voor 940PLUS, 940EM, 940H, 940E en 940EV




Lege SOS-module voor 920PLUS, 940E en 940EV

Onderdelen



Slot met sleutels



Kogelgelagerde rails, set - 1 paar



Set of casters

Veiligheidstips



- Lock all your drawers before trying to roll the tool carriage into a new work area.
- Set the brakes on the locking casters after you have rolled the cabinet to your work area.
- Treat you tool carriage, tool chests, or tool boxes with respect.
- Always follow the prescribed max load capacity of individual drawers and the carriage as a whole.



- Don't open two or more drawers at the same time, there is high chance of it tipping over.
- Don't throw tools into drawer, always put the tools in.
- Don't use an opened drawer as a working surface.
- Don't clean a lacquered surface with a solvent cleaner.
- Don't pull a tool carriage as you won't be able to see where you are headed. Push it in front of you

- Always put heavier objects in the bottom drawers
- Always close drawers when not in use.
- Always follow manufacturer manual instructions regarding assembly and repair of your tools.

so you can see where you are going.

- Don't stack a tool carriage with too many extra chests or tool trays; it may tip over at the most unexpected time.
- Don't roll a tool carriage with loose tools or parts on top of the carriage.
- Don't roll a tool carriage too quickly; a pot hole in the floor or some hardware on the floor may cause an accident.
- Don't overload the drawers; if you haven't got room for all of your tools, you need a larger tool carriage.
- Don't open up too many loaded drawers at a time; close each drawer before opening up another. Heavily loaded opened drawers are an invitation to tipping.