

# Kolica za alat Eurostyle 6

940E6



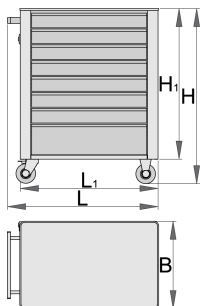
## Profili



## Atributi proizvoda

- materijal: Premium Plus lim
- sa sistemom zaključavanja
- 4 kotača, jedan s kočnicom
- police sa kugličnim vodilicama
- sintetičke podloge štite ladice i alat od oštećenja
- mogućnost ubacivanja dodatka
- ekološki lak bez olova i kadmija
- 8 ladica: 7 dimenzija 560x365x70mm, jedna dimenzije 560x400x150mm

- Osnovne dimenzije sa ručkom i kotačima L 760 x W 440 x V 895 mm
- Ukupni volumen ladica: 134 L
- Statička nosivost kolica bez kotača: 1600kg
- Dinamička nosivost kolica: 300 kg
- nosivost ladica: 45kg
- Ladice kompatibilne sa SOS alatima 1/3, 2/3, 3/3



	<b>L</b>	<b>B</b>	<b>H</b>	<b>L1</b>	<b>H1</b>	
608547	770	440	895	700	768	56000

\* Slike proizvoda su simbolične. Sve dimenzije su u mm, masa je u g.


## Accessories



Sanduk za alat, trodijelni



Sanduk za alat, petodijelni




Garnitura pregrada četverodijelna za male ladice za 940E i 940EV



Garnitura pregrada za art. 940E i 940EV, četverodijelne



Držać papira Eurovision



Stalak za dokumentaciju za 940E i 940EV



Držač za boce



Plastična zaštitna obloga za 940E i 940EV



Ploča drvena 940E i 940EV



Držač za izvijače za 940E i 940EV



SOS uložak za alat - prazan, za 920PLUS, 940E i 940EV



SOS uložak za alat - prazan, za 920PLUS, 940E i 940EV

## Rezervni djelovi



Lock with keys



Klizni držač 940E1-9



Set of casters

## Safety tips



- Lock all your drawers before trying to roll the tool carriage into a new work area.
- Set the brakes on the locking casters after you have rolled the cabinet to your work area.
- Treat you tool carriage, tool chests, or tool boxes with respect.
- Always follow the prescribed max load capacity of individual drawers and the carriage as a whole.
- Always put heavier objects in the bottom drawers
- Always close drawers when not in use.
- Always follow manufacturer manual instructions regarding assembly and repair of your tools.



- Don't open two or more drawers at the same time, there is high chance of it tipping over.
- Don't throw tools into drawer, always put the tools in.
- Don't use an opened drawer as a working surface.
- Don't clean a lacquered surface with a solvent cleaner.
- Don't pull a tool carriage as you won't be able to see where you are headed. Push it in front of you so you can see where you are going.
- Don't stack a tool carriage with too many extra chests or tool trays; it may tip over at the most unexpected time.
- Don't roll a tool carriage with loose tools or parts on top of the carriage.

- Don't roll a tool carriage too quickly; a pot hole in the floor or some hardware on the floor may cause an accident.
- Don't overload the drawers; if you haven't got room for all of your tools, you need a larger tool carriage.
- Don't open up too many loaded drawers at a time; close each drawer before opening up another. Heavily loaded opened drawers are an invitation to tipping.