

# Tool carriage Eurostyle

Hidden

940E6



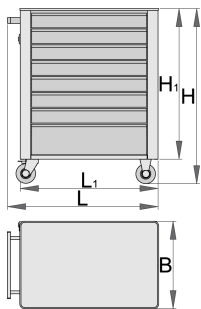
## Profiles



## Product features

- material: premium PLUS sheet metal
- central locking system with a lock and folding key
- oil and acid resistant casters of a diameter of 100 mm, one with brake, which blocks spinning and swiveling of the caster
- full extension drawers with top quality ball-bearing slides
- the synthetic covering protects drawers and tools from damage
- wide range of accessories
- coated with eco colour of Qualicoat quality standard

- 8 drawers (7 x L 560 x W 365 x H 70 mm, 1 x L 560 x W 400 x H 150 mm)
- basic dimensions with handle and casters L 760 x W 440 x H 895 mm
- total volume of drawers: 134 litres
- static load capacity of carriage without casters: 1600kg
- dynamic load capacity of carriages: 300 kg
- maximum capacity of each drawer: 45kg
- drawers compatible with SOS tool trays 1/3, 2/3, 3/3




	L	B	H	L1	H1	
608547	770	440	895	700	768	56000

\* Images of products are symbolic. All dimensions are in mm, and weight in grams. All listed dimensions may vary in tolerance.

## Accessories



Tool chest Eurostyle - 5 compartments




Partitions set for small drawer 940E and 940EV



Partitions set- 4 pieces for 940E



Paper holder for 940EV



Document holder for 940E and 940EV



Holder for bottles for 940E and 940EV



ABS plate for 940E and 940EV



Wooden plate for 940E and 940EV



Screwdrivers hanger for 940E and 940EV



Empty SOS tool tray for 940PLUS, 940EM, 940H, 940E and 940EV



Empty SOS tool tray for 920PLUS, 940E and 940EV

## Spare parts



Lock with keys



Ball-bearing slide, set of 1 pair



Set of casters

## Safety tips



- Lock all your drawers before trying to roll the tool carriage into a new work area.
- Set the brakes on the locking casters after you have rolled the cabinet to your work area.
- Treat your tool carriage, tool chests, or tool boxes with respect.
- Always follow the prescribed max load capacity of individual drawers and the carriage as a whole.
- Always put heavier objects in the bottom drawers
- Always close drawers when not in use.
- Always follow manufacturer manual instructions regarding assembly and repair of your tools.



- Don't open two or more drawers at the same time, there is high chance of it tipping over.
- Don't throw tools into drawer, always put the tools in.
- Don't use an opened drawer as a working surface.
- Don't clean a lacquered surface with a solvent cleaner.
- Don't pull a tool carriage as you won't be able to see where you are headed. Push it in front of you so you can see where you are going.
- Don't stack a tool carriage with too many extra chests or tool trays; it may tip over at the most unexpected time.
- Don't roll a tool carriage with loose tools or parts on top of the carriage.
- Don't roll a tool carriage too quickly; a pot hole in the floor or some hardware on the floor may cause an accident.

- Don't overload the drawers; if you haven't got room for all of your tools, you need a larger tool carriage.
- Don't open up too many loaded drawers at a time; close each drawer before opening up another. Heavily loaded opened drawers are an invitation to tipping.