

Kolica za alat Eurostyle

940E4



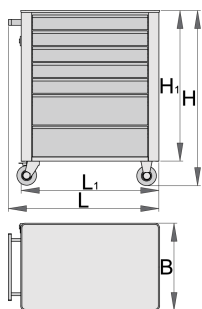
Profili



Atributi proizvoda

- materijal: Premium Plus lim
- sa sistemom zaključavanja
- lock with key included also foam keyring
- kotači otporni na ulja i kiseline prečnika 100mm, jedan sa kočnicom, koja blokira rotaciju točka
- police s kugličnim vodilicama
- sintetičke podloge štite ladice i alat od oštećenja
- obložena eko bojom QualiCoat standard kvalitetom
- 7 ladica (5 x D560 x Š 365 x V 70 mm, 2 x D 560 x Š 400 x V 150 mm)

- osnovne dimenzije sa ručkom i kotačima L 760 x W 440 x V 895 mm
- ukupna zapremina ladice: 140 litara
- statička nosivost kolica bez kotača: 1600kg
- dinamička nosivost: 300 kg
- nosivost ladica: 45 kg
- ladice kompatibilne sa SOS alatima 1/3, 2/3, 3/3
- mogućnost ubacivanja dodataka




Barcode	L	B	H	L1	H1	Icon
608545	770	440	895	700	768	52000

* Slike proizvoda su simbolične. Sve dimenzije su u mm, masa je u g.

Accessories



Sanduk za alat petodijelni




Garnitura pregrada za male ladice od 940E i 940EV




Garnitura pregrada za art. 940E i 940EV, četverodijelne



Držać papira Eurovision



Stalak za dokumentaciju za 940E i 940EV



Držać za boce



Plastična zaštitna obloga za 940E i 940EV



Ploča drvena 940E i 940EV



Zakačka za izvijače za 940E i 940EV



SOS uložak za alat - prazan, za 940PLUS, 940EM, 940H, 940E i 940EV



SOS uložak za alat - prazan, za 920PLUS, 940E i 940EV

Rezervni dijelovi



Zaključaj sa ključevima



Klizni držač 940E1-9



Set točkova

Safety tips



- Lock all your drawers before trying to roll the tool carriage into a new work area.
- Set the brakes on the locking casters after you have rolled the cabinet to your work area.
- Treat you tool carriage, tool chests, or tool boxes with respect.
- Always follow the prescribed max load capacity of individual drawers and the carriage as a whole.
- Always put heavier objects in the bottom drawers
- Always close drawers when not in use.
- Always follow manufacturer manual instructions regarding assembly and repair of your tools.



- Don't open two or more drawers at the same time, there is high chance of it tipping over.
- Don't throw tools into drawer, always put the tools in.
- Don't use an opened drawer as a working surface.
- Don't clean a lacquered surface with a solvent cleaner.
- Don't pull a tool carriage as you won't be able to see where you are headed. Push it in front of you so you can see where you are going.
- Don't stack a tool carriage with too many extra chests or tool trays; it may tip over at the most unexpected time.
- Don't roll a tool carriage with loose tools or parts on top of the carriage.
- Don't roll a tool carriage too quickly; a pot hole in the floor or some hardware on the floor may cause an accident.

- Don't overload the drawers; if you haven't got room for all of your tools, you need a larger tool carriage.

- Don't open up too many loaded drawers at a time; close each drawer before opening up another. Heavily loaded opened drawers are an invitation to tipping.