

Puller with two sliding arms

683/2



프로파일

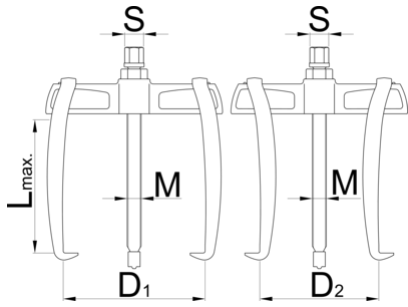


제품 특징

- material: body from premium flex plus carbon steel, arm from premium chrome vanadium steel
- drop forged, entirely hardened and tempered
- surface finish: chrome plated according to ISO 1456:2009, screw blackened
- lever action claws fit closely under the part to be removed

장점:

- by reversing the arms, the puller can be used as internal or external puller



Barcode	No	L↑	D1	D2	F_{max} →	t_{max} →	M	S	Icon
615076	60	90	65	50 - 90	25	2.5	M 10x1	13	325
615077	90	90	90	50 - 110	25	2.5	M 10x1	13	395
615078	130	140	130	80 - 140	50	5	M 14x1,5	17	1125
615079	180	140	180	80 - 180	50	5	M 14x1,5	17	1225
615080	250	195	250	130 - 250	75	7.5	M 22x2	24	4025
615081	350	195	350	130 - 350	75	7.5	M 22x2	24	4525

* Images of products are symbolic. All dimensions are in mm, and weight in grams. All listed dimensions may vary in tolerance.

사용법 (사진)



스페어 파트

 Arm

 Spindle

관련 제품



2가지 핸들 조절형 플러

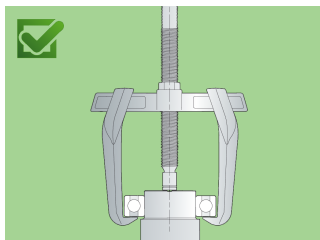
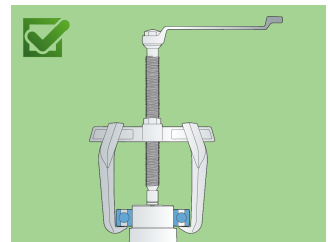
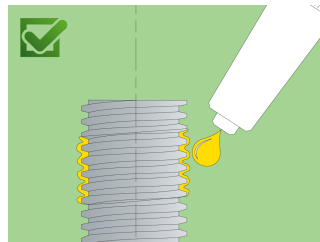
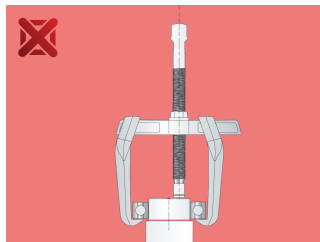
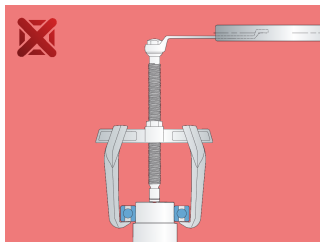
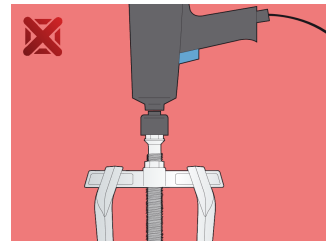
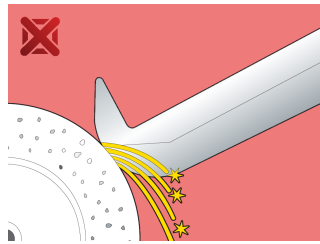




Puller with two sliding arms



3가지 핸들 조절형 플러

안전 (사진)



자주 묻는 질문

투 암 플러에 비해 쓰리 암 플러를 사용하여 더 큰 당기는 힘을 얻을 수 있습니까?
직경에 따라 다릅니다. 원칙적으로는 맞습니다. 힘이 여러 팔에 분산되기 때문입니다.

한쪽 다리가 부러졌습니다. 다리를 모두 교체해야 합니까 아니면 부러진 다리만 교체해야 합니까?
모든 다리를 교체해야 합니다.