

İki ayarlanabilir kollu çekme

680/2



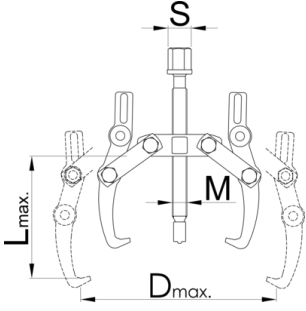
Profiles



Product features

- malzeme: özel alet çeliği
- sıcak dövme, tamamen sertleştirilmiş ve temperlenmiş
- yüzey bitirme: ISO 1456:2009 standardına göre krom kaplamalı, karartılmış vida

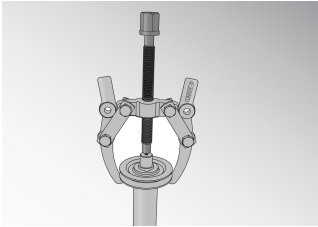
- iki konumda ayarlanabilir kollar
- levye mekanizmalı kısıkaçlar, sökülecek parçanın altına sıkıca oturur



Barcode	Nº	L ↑	D ↑	F_max →	t_max →	M	S	Weight
612603	0	90	90	20	2	M 10 x 1	13	405
601762	1	130	160	30	3	M 14 x 1,5	17	915
601763	2	190	230	40	4	M20 x 2	22	2078
601764	3	250	300	60	6	M 22 x 2	24	4075

* Ürünlerin resimleri semboliktir. Bütün boyutlar mm ve ağırlık gram cinsindedir.

Usage (pictures)



Spare parts



Kol



Mil

Related products



iki sürgülü kollu çekirme

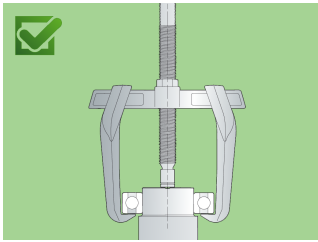
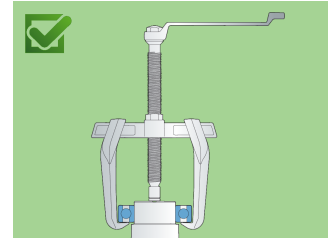
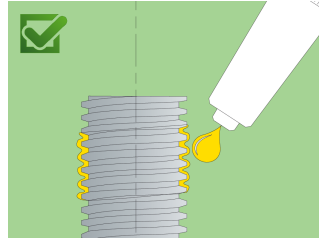
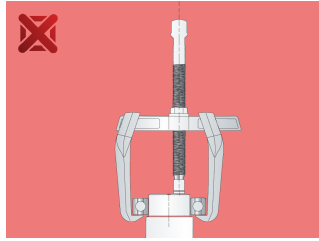
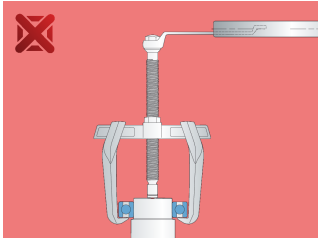
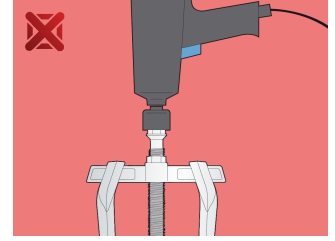
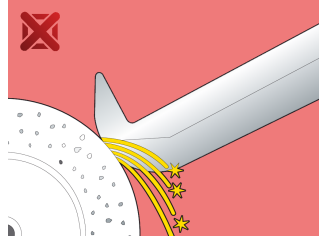



iki sürgülü kollu çekirme



Üç ayarlanabilir kollu çekirme

Safety (pictures)



Frequently asked questions

Can we achieve greater pulling force using a three-arm puller compared to a two-arm puller?

It depends on the dimensions. In principle, yes, because the force is distributed over several arms.

One arm broke. Do I have to replace all the arms or just the broken one?

It is necessary to change all the arms.