

2가지 핸들 조절형 플러

680/2



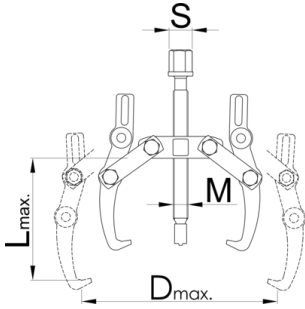
프로파일



제품 특징

- material: body from premium flex plus carbon steel, arm from premium chrome vanadium steel
- drop forged, entirely hardened and tempered
- surface finish: trivalent chrome plated according to ISO 1456:2009, screw blackened


- arms adjustable in two positions
- lever action claws fit closely under the part to be removed



Barcode	Nº	L↑	D↑	F _{max} →	t _{max} →	M	S	Icon
612603	0	90	90	20	2	M 10 x 1	13	405
601762	1	130	160	30	3	M 14 x 1,5	17	915
601763	2	190	230	40	4	M20 x 2	22	2078
601764	3	250	300	60	6	M 22 x 2	24	4075

* Images of products are symbolic. All dimensions are in mm, and weight in grams. All listed dimensions may vary in tolerance.

사용법 (사진)



스페어 파트



관련 제품



Puller with two sliding arms

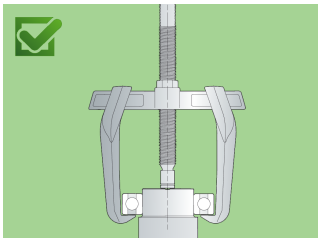
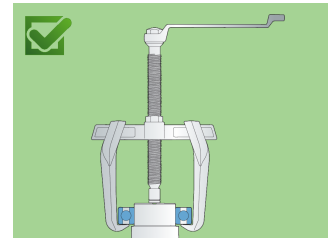
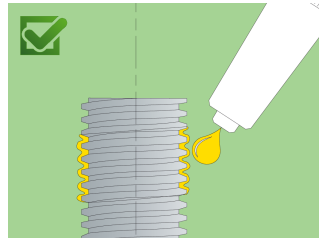
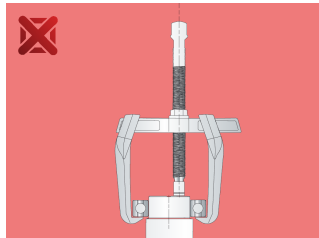
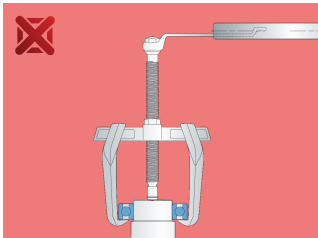
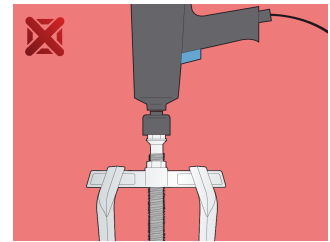
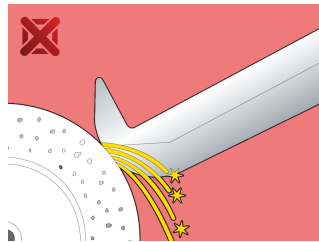



Puller with two sliding arms



3가지 핸들 조절형 플러

안전 (사진)



자주 묻는 질문

투 암 플러에 비해 쓰리 암 플러를 사용하여 더 큰 당기는 힘을 얻을 수 있습니까?

직경에 따라 다릅니다. 원칙적으로는 맞습니다. 힘이 여러 팔에 분산되기 때문입니다.

한쪽 다리가 부러졌습니다. 다리를 모두 교체해야 합니까 아니면 부러진 다리만 교체해야 합니까?

모든 다리를 교체해야 합니다.

