

3가지 핸들 조절형 플러

682/2



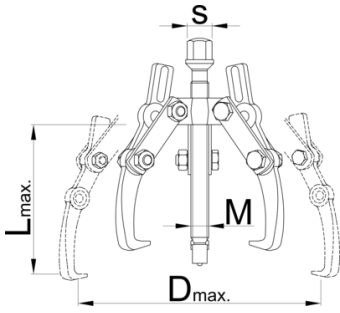
프로파일



제품 특징

- material: body from premium flex plus carbon steel, arm from premium chrome vanadium steel
- drop forged, entirely hardened and tempered
- surface finish: trivalent chrome plated according to ISO 1456:2009, screw blackened
- 두가지 포지션 조절형

- lever action claws fit closely under the part to be removed



Barcode	Nº	L↑	D↑	F _{max} →	t _{max} →	M	S	Weight
612604	0	90	90	25	2.5	M 10 x 1	13	305
601767	1	130	160	40	4	M 14 x 1,5	17	1725
601768	2	190	230	50	5	M 20 x 2	22	2570
601769	3	250	300	80	8	M 22 x 2	24	5100

* Images of products are symbolic. All dimensions are in mm, and weight in grams. All listed dimensions may vary in tolerance.

사용법 (사진)

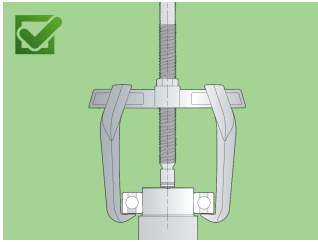
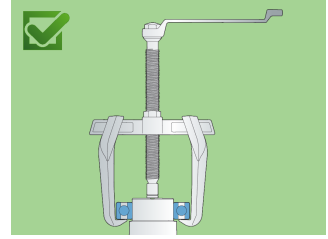
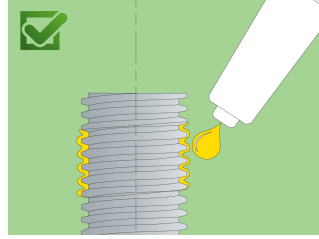
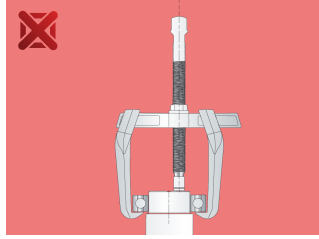
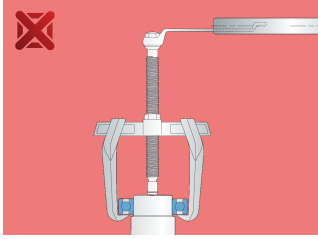
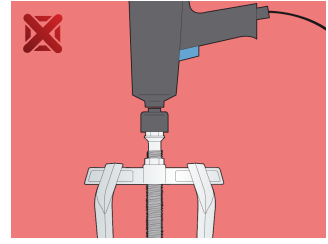
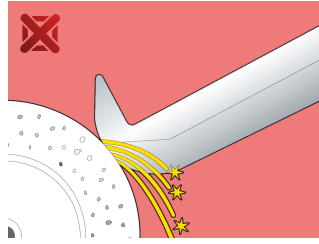



스페어 파트

 Arm

 Spindle

안전 (사진)



자주 묻는 질문

투 암 풀러에 비해 쓰리 암 풀러를 사용하여 더 큰 당기는 힘을 얻을 수 있습니까?

직경에 따라 다릅니다. 원칙적으로는 맞습니다. 힘이 여러 팔에 분산되기 때문입니다.

한쪽 다리가 부러졌습니다. 다리를 모두 교체해야 합니까 아니면 부러진 다리만 교체해야 합니까?

모든 다리를 교체해야 합니다.