

Sledge hammer

816



Profiles

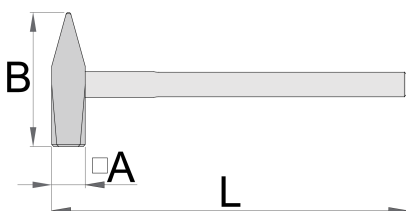


Standards

DIN 1042

Product features

- material: premium flex plus carbon steel
- drop forged
- striking face and nose induction hardened
- surface finish: lacquered
- ash wood handle with special oval wedge
- made according to standard DIN 1042






gr

A

L


B



		A	L	B	
601812	3000	56	600	160	3395
601813	4000	62	700	174	4395
601814	5000	68	800	184	5595
601816	8000	80	900	208	8390

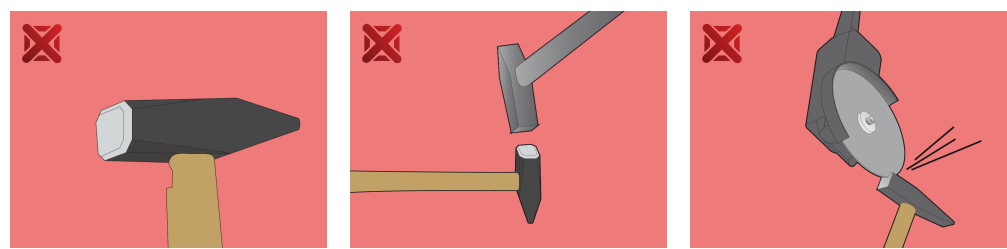
* Images of products are symbolic. All dimensions are in mm, and weight in grams. All listed dimensions may vary in tolerance.

Spare parts

 Handle with wedge for hammers

 Wedge for hammers

Safety (pictures)



Frequently asked questions

There is an eye protection mark on the hammer handles, do I have to use eye protection?
 Wear the goggles for your safety, as small parts of the workpiece can break off when hitting, which can damage your eyes.