

# Csavarhúzó átfordítható szárral

636

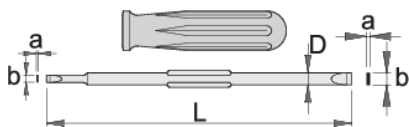




## Profilok



## Termékjellemzők

- szár: Premium Hard króm-vanádium acél, teljes anyagában nemesített
- nikkelezett
- markolat: ergonomikus kialakítású
- markolat - polipropilén



	axb	+	L	D	
608922	1.0 x 6.0	PH 2	140	6	42

\* A termékképek illusztrációk. Minden feltüntetett méret milliméterben, a tömegek grammokban. Az összes feltüntetett méret eltérhet a toleranciának megfelelően.

## Safety tips



- Use a screw holding screwdriver to get screws started in awkward, hard-to-reach areas.
- Use a stubby screwdriver in close quarters where a conventional screwdriver cannot be used.
- A rounded tip should be redressed with a file; make sure edges are straight.
- Screwdrivers used in the shop are best stored in a rack. This way, the proper selection of the right screwdriver can be quickly made.
- Keep the screwdriver handle clean; a greasy handle is apt to cause accidents.
- A screwdriver should never be used as pry bar. If it is overstressed in this manner, the blade might break and send a particle of steel into the operator's arm or even towards his eyes.
- Don't use pliers on the handle of a screwdriver to get extra turning power. A wrench should only be used on the square shank or bolster of a screwdriver that is especially designed for that purpose.
- Don't expose a screwdriver blade to excessive heat as it may reduce the hardness of the blade.
- Don't use a screwdriver with a split or broken handle.
- Don't use a regular screwdriver to check a storage battery or to determine if an electrical circuit is live.