

Wkrętak obustronny

636A

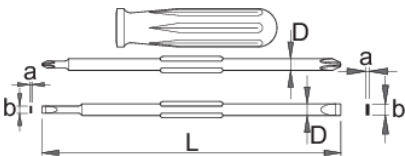






Profile



Cechy produktu

- z dwoma grotami PH2-PH3 i 0.8 x 4.0 - 1.2 x 7.0



| | | | | | | | |
|--|---|---|-----------|-----------|-----|---|---|
|  |  |  | axb | axb | L | D |  |
| 615049 | PH 2 | PH 3 | 0.8 x 4.0 | 1.2 x 7.0 | 180 | 7 | 127 |

* Przedstawiony wygląd produktu jest orientacyjny. Wszystkie wymiary są w mm, podana waga w gramach

Wskazówki bezpieczeństwa



- Use a screw holding screwdriver to get screws started in awkward, hard-to-reach areas.
- Use a stubby screwdriver in close quarters where a conventional screwdriver cannot be



- Don't use pliers on the handle of a screwdriver to get extra turning power. A wrench should only be used on the square shank or bolster of a

used.

- A rounded tip should be redressed with a file; make sure edges are straight.
- Screwdrivers used in the shop are best stored in a rack. This way, the proper selection of the right screwdriver can be quickly made.
- Keep the screwdriver handle clean; a greasy handle is apt to cause accidents.
- A screwdriver should never be used as pry bar. If it is overstressed in this manner, the blade might break and send a particle of steel into the operator's arm or even towards his eyes.

screwdriver that is especially designed for that purpose.

- Don't expose a screwdriver blade to excessive heat as it may reduce the hardness of the blade.
- Don't use a screwdriver with a split or broken handle.
- Don't use a regular screwdriver to check a storage battery or to determine if an electrical circuit is live.