

# Surubelnite scurte late cu maner TBI

627TBI



## Profile

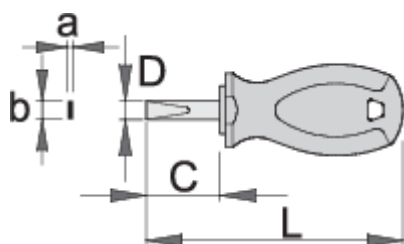





## Standarde

ISO 8764-1,2, DIN 5266

## Caracteristicile produsului

- lama: otel crom vanadium molibden tratata integral
- lama cromata, varful brunat
- maner: forma ergonomica
- trimaterial
- gaura de agatare
- in concordanta cu standardul ISO 2380-1,2




	axb	C	L	D		
612832	0.6 x 3.5	25	87	3.5	33	Till end of stock
612833	0.8 x 4.0	25	87	4	41	
612834	1.0 x 5.5	25	87	5.5	40	
612835	1.2 x 6.5	25	87	6.5	34	
617092	1.2 x 6.5	35	97	6.5	36	Till end of stock

\* Imaginea produsului este simbolica. Toate dimensiunile sunt exprimate în mm, greutatea în grame.

0 (pictures)



## Related products

 Surubelnita scurta CR cu profil lat

 Surubelnite plate TBI

## Safety tips



- Use a screw holding screwdriver to get screws started in awkward, hard-to-reach areas.
- Use a stubby screwdriver in close quarters where a conventional screwdriver cannot be used.
- A rounded tip should be redressed with a file; make sure edges are straight.
- Screwdrivers used in the shop are best stored in a rack. This way, the proper selection of the right screwdriver can be quickly made.
- Keep the screwdriver handle clean; a greasy handle is apt to cause accidents.



- Don't use pliers on the handle of a screwdriver to get extra turning power. A wrench should only be used on the square shank or bolster of a screwdriver that is especially designed for that purpose.
- Don't expose a screwdriver blade to excessive heat as it may reduce the hardness of the blade.
- Don't use a screwdriver with a split or broken handle.
- Don't use a regular screwdriver to check a storage battery or to determine if an electrical circuit is live.

- A screwdriver should never be used as pry bar. If it is overstressed in this manner, the blade might break and send a particle of steel into the operator's arm or even towards his eyes.

### Safety (pictures)

