

带TBI手柄的套筒扳手

629TBI

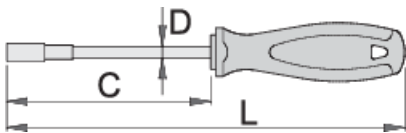


配置文件





产品属性

- 螺丝刀：切割器 - 特种工具钢、锻造、完全淬火与回火，完全淬火与回火
- 镀铬刀片
- 手柄：符合人体工程学的形状
- 三种成分组成的材料
- 挂孔
- 根据DIN 3125标准生产

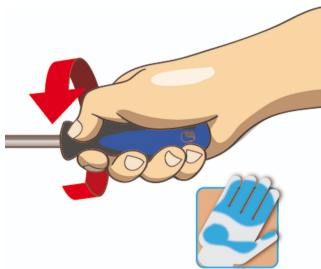


Barcode	mm	C	L	D	Icon	Icon
612672	5.5	125	235	5,2	93	
611747	6	125	235	5,2	94	
611748	7	125	245	6,2	121	
611749	8	125	245	6,2	127	
611750	9	125	245	6,2	129	

						
611751	10	125	245	8,2	133	
611752	11	125	245	8,2	167	
611753	12	125	245	9,2	168	
611754	13	125	245	9,2	172	

* Images of products are symbolic. All dimensions are in mm, and weight is in grams. All listed dimensions may vary in tolerance.

用途 (pictures)



Safety tips



- Use a screw holding screwdriver to get screws started in awkward, hard-to-reach areas.
- Use a stubby screwdriver in close quarters where a conventional screwdriver cannot be used.
- A rounded tip should be redressed with a file; make sure edges are straight.
- Screwdrivers used in the shop are best stored in a rack. This way, the proper selection of the right screwdriver can be quickly made.
- Keep the screwdriver handle clean; a greasy handle is apt to cause accidents.
- A screwdriver should never be used as pry bar. If it is overstressed in this manner, the blade might break and send a particle of steel into the operator's arm or even towards his eyes.



- Don't use pliers on the handle of a screwdriver to get extra turning power. A wrench should only be used on the square shank or bolster of a screwdriver that is especially designed for that purpose.
- Don't expose a screwdriver blade to excessive heat as it may reduce the hardness of the blade.
- Don't use a screwdriver with a split or broken handle.
- Don't use a regular screwdriver to check a storage battery or to determine if an electrical circuit is live.