

Izvijač Torx TBI

621TBI

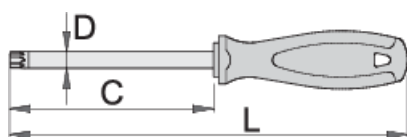






Profili



Atributi proizvoda

- oštrica od Premium Hard krom-vanadijev čelika, u cjelosti ojačana i zakaljena
- tijelo kromirano, vrh bruniran
- ručka ergonomski oblikovana
- trokomponentni materijal
- otvor u dršci za vješanje

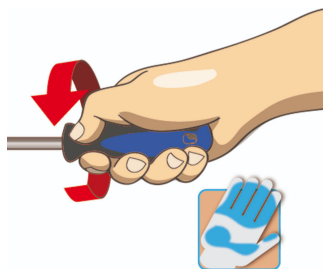


		C	L	D		
611722	TX 6	60	145	3	34	
611724	TX 8	60	145	3	34	
611726	TX 10	80	165	3	35	
611727	TX 15	80	165	3,5	37	
611728	TX 20	100	185	4	43	
611729	TX 25	100	200	4.5	63	

						
611730	TX 27	115	215	5.5	76	
611731	TX 30	115	225	6	98	
611732	TX 40	130	250	7	130	

* Slike proizvoda su simbolične. Sve dimenzije su u mm, masa je u g.

upotreba (pictures)



Safety tips



- Use a screw holding screwdriver to get screws started in awkward, hard-to-reach areas.
- Use a stubby screwdriver in close quarters where a conventional screwdriver cannot be used.
- A rounded tip should be redressed with a file; make sure edges are straight.
- Screwdrivers used in the shop are best stored in a rack. This way, the proper selection of the right screwdriver can be quickly made.
- Keep the screwdriver handle clean; a greasy handle is apt to cause accidents.
- A screwdriver should never be used as pry bar. If it is overstressed in this manner, the blade might break and send a particle of steel into the operator's arm or even towards his eyes.



- Don't use pliers on the handle of a screwdriver to get extra turning power. A wrench should only be used on the square shank or bolster of a screwdriver that is especially designed for that purpose.
- Don't expose a screwdriver blade to excessive heat as it may reduce the hardness of the blade.
- Don't use a screwdriver with a split or broken handle.
- Don't use a regular screwdriver to check a storage battery or to determine if an electrical circuit is live.

Safety (pictures)

