

# Surubelnite TBI-(PZ)

625TBI



## Profile

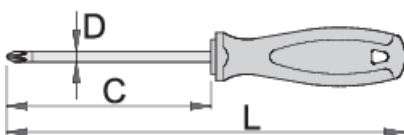








## Standarde







ISO 8764-1, 3

## Caracteristicile produsului

- lama:otel crom vanadium molibden tratata integral
- lama cromata, varful brunat
- maner:forma ergonomica
- trimaterial
- gaura de agatare
- in concordanta cu standardul ISO 8764-1,2

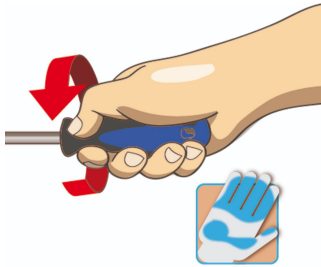


|  |  |  |  |  |  |
|--|---|---|---|---|---|
| 611741   | PZ 0  | 60  | 145   | 3   | 34  |
| 611742   | PZ 1  | 80  | 180   | 4.5   | 60  |

|  |  |  |  |  |  |
|---|--|--|--|--|--|
| 611743  | PZ 2   | 100  | 210  | 6  | 93   |
| 611744  | PZ 3   | 150  | 270  | 8  | 156  |

\* Imaginea produsului este simbolica. Toate dimensiunile sunt exprimate în mm, greutatea în grame.

0 (pictures)



## Safety tips

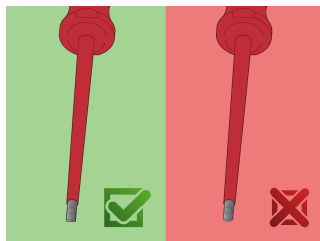


- Use a screw holding screwdriver to get screws started in awkward, hard-to-reach areas.
- Use a stubby screwdriver in close quarters where a conventional screwdriver cannot be used.
- A rounded tip should be redressed with a file; make sure edges are straight.
- Screwdrivers used in the shop are best stored in a rack. This way, the proper selection of the right screwdriver can be quickly made.
- Keep the screwdriver handle clean; a greasy handle is apt to cause accidents.
- A screwdriver should never be used as pry bar. If it is overstressed in this manner, the blade might break and send a particle of steel into the operator's arm or even towards his eyes.



- Don't use pliers on the handle of a screwdriver to get extra turning power. A wrench should only be used on the square shank or bolster of a screwdriver that is especially designed for that purpose.
- Don't expose a screwdriver blade to excessive heat as it may reduce the hardness of the blade.
- Don't use a screwdriver with a split or broken handle.
- Don't use a regular screwdriver to check a storage battery or to determine if an electrical circuit is live.

Safety (pictures)



## Frequently asked questions

### **Poți lovi șurubelnița?**

Nu, nu ar trebui să loviți șurubelnița.

### **Cum curățăm un mâner multicomponent?**

Cu agenți de curățare concepuți pentru materialul PP/TPE.

### **Poate fi folosită o șurubelniță cu varf PH pentru șuruburile cu amprentă PZ?**

Utilizarea sa nu este recomandată, deoarece acest lucru poate provoca deteriorarea șurubului.