

Tournevis TBI pour vis à empreinte POZIDRIV

625TBI



Profils

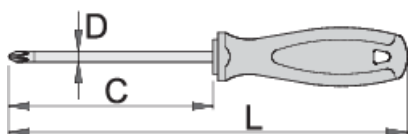


Normes

ISO 8764

Description produit

- Lame : acier Chrome Vanadium Premium Hard
- lame chromée, extrémité brunie
- poignée ergonomique TBI
- Manche tri-matières
- Trou pour suspension sur crochet
- conçu selon les normes ISO 8764 - 1,2



611741



PZ 0

C

60

L






145

D

3

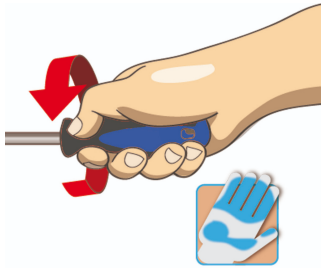


34

|  |  |  |  |  |  |
|---|--|--|--|--|--|
| 611742 | PZ 1 | 80 | 180 | 4.5 | 60 |
| 611743 | PZ 2 | 100 | 210 | 6 | 93 |
| 611744 | PZ 3 | 150 | 270 | 8 | 156 |

* Les images des produits ne sont pas contractuelles. Toutes les dimensions sont en mm, les poids en grammes.

Utilisation (pictures)



Safety tips

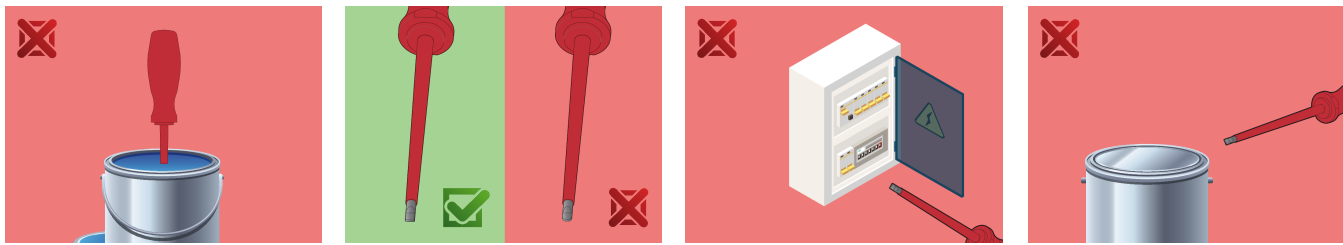


- Use a screw holding screwdriver to get screws started in awkward, hard-to-reach areas.
- Use a stubby screwdriver in close quarters where a conventional screwdriver cannot be used.
- A rounded tip should be redressed with a file; make sure edges are straight.
- Screwdrivers used in the shop are best stored in a rack. This way, the proper selection of the right screwdriver can be quickly made.
- Keep the screwdriver handle clean; a greasy handle is apt to cause accidents.
- A screwdriver should never be used as pry bar. If it is overstressed in this manner, the blade might break and send a particle of steel into the operator's arm or even towards his eyes.



- Don't use pliers on the handle of a screwdriver to get extra turning power. A wrench should only be used on the square shank or bolster of a screwdriver that is especially designed for that purpose.
- Don't expose a screwdriver blade to excessive heat as it may reduce the hardness of the blade.
- Don't use a screwdriver with a split or broken handle.
- Don't use a regular screwdriver to check a storage battery or to determine if an electrical circuit is live.

Safety (pictures)



Frequently asked questions

Est-il possible de frapper sur le tournevis.

Non, vous ne devez pas frapper sur le tournevis.

Comment nettoyer les manches multi-matières ?

Avec un nettoyant approprié au plastique types PP/TPE.

Un tournevis à embout Philips peut-il servir sur une vis à tête Pozidriv?

Cet usage n'est pas recommandé car cela pourrait causer des dommages sur la vis.