

# Kaçavidë plus (PZ) TBI

625TBI



## Profiles

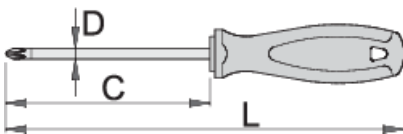









## Standards

ISO 8764-1,2

## Product features

- teh: çeliku krom-molibden vanadium-, thekur tërësisht dhe nevrík
- krom kromuar teh, nxihem majën
- trajtuar: formë ergonomik
- tre material komponent
- varur vrimë
- bërë sipas standardit ISO 8764-1,2

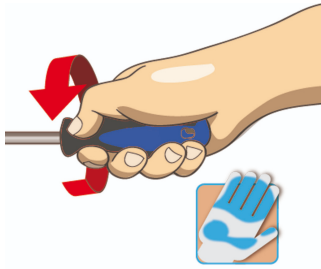


|  |  |  |  |  |  |  |
|--|---|---|---|---|--|---|
| 611741   | PZ 0  | 60  | 145   | 3   | 34   |   |
| 611742   | PZ 1  | 80  | 180   | 4.5   | 60   |   |

|        | +    | C   | L   | D | 👤   | 🕒                 |
|--------|------|-----|-----|---|-----|-------------------|
| 611743 | PZ 2 | 100 | 210 | 6 | 91  |                   |
| 611744 | PZ 3 | 150 | 270 | 8 | 156 | Till end of stock |

\* Imazhet e produkteve janë simbolike. Të gjitha dimensionet janë në mm, pesha në gram. Të gjitha dimensionet e listuara mund të ndryshojnë në tolerancë.

## Usage (pictures)



## Safety tips



- Use a screw holding screwdriver to get screws started in awkward, hard-to-reach areas.
- Use a stubby screwdriver in close quarters where a conventional screwdriver cannot be used.
- A rounded tip should be redressed with a file; make sure edges are straight.
- Screwdrivers used in the shop are best stored in a rack. This way, the proper selection of the right screwdriver can be quickly made.
- Keep the screwdriver handle clean; a greasy handle is apt to cause accidents.
- A screwdriver should never be used as pry bar. If it is overstressed in this manner, the blade might break and send a particle of steel into the operator's arm or even towards his eyes.



- Don't use pliers on the handle of a screwdriver to get extra turning power. A wrench should only be used on the square shank or bolster of a screwdriver that is especially designed for that purpose.
- Don't expose a screwdriver blade to excessive heat as it may reduce the hardness of the blade.
- Don't use a screwdriver with a split or broken handle.
- Don't use a regular screwdriver to check a storage battery or to determine if an electrical circuit is live.

## Safety (pictures)



## Frequently asked questions

### **Can you hit the screwdriver?**

No, you should not hit the screwdriver.

### **How do we clean a multi-component handle?**

With cleaning agents designed for PP/TPE material.

### **Can a screwdriver with a PH tip be used for PZ cross head screws?**

Its use is not recommended as this can cause damage to the screw.