

# Tournevis TBI pour vis à empreinte PHILLIPS

615TBI



## Profils

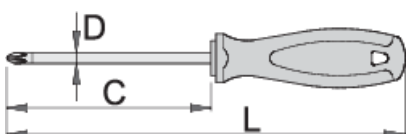


## Normes

ISO 8764

## Description produit

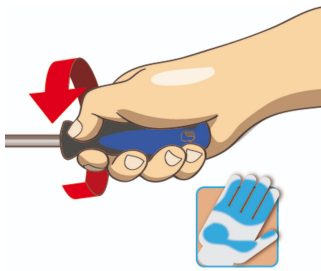
- Lame : acier Chrome Vanadium Premium Hard
- lame chromée, extrémité brunie
- poignée ergonomique TBI
- Manche tri-matières
- Trou pour suspension sur crochet
- Conçu selon les normes ISO 8764 - 1,2
- conçu selon la norme DIN 5260-PH



	+	C	L	D		
611701	PH 0	60	145	3	31	
611702	PH 1	80	180	4.5	60	
611703	PH 1	200	300	4.5	74	
611704	PH 2	100	210	6	94	
611705	PH 2	150	260	6	104	
611706	PH 2	200	310	6	114	
611707	PH 3	150	270	8	154	
611708	PH 4	200	320	10	230	Till end of stock

\* Les images des produits ne sont pas contractuelles. Toutes les dimensions sont en mm, les poids en grammes.

## Utilisation (pictures)



## Safety tips



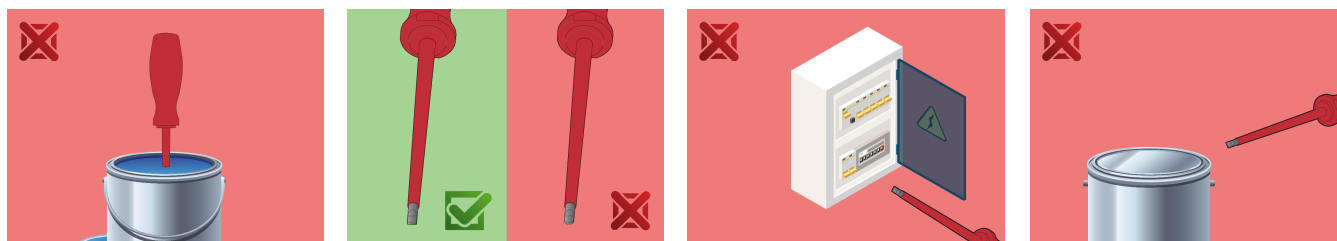
- Use a screw holding screwdriver to get screws started in awkward, hard-to-reach areas.
- Use a stubby screwdriver in close quarters where a conventional screwdriver cannot be used.
- A rounded tip should be redressed with a file; make sure edges are straight.
- Screwdrivers used in the shop are best stored in a rack. This way, the proper selection of the right screwdriver can be quickly made.
- Keep the screwdriver handle clean; a greasy handle is apt to cause accidents.
- A screwdriver should never be used as pry bar. If it is overstressed in this manner, the blade



- Don't use pliers on the handle of a screwdriver to get extra turning power. A wrench should only be used on the square shank or bolster of a screwdriver that is especially designed for that purpose.
- Don't expose a screwdriver blade to excessive heat as it may reduce the hardness of the blade.
- Don't use a screwdriver with a split or broken handle.
- Don't use a regular screwdriver to check a storage battery or to determine if an electrical circuit is live.

might break and send a particle of steel into the operator's arm or even towards his eyes.

## Safety (pictures)



## Frequently asked questions

### **Est-il possible de frapper sur le tournevis.**

Non, vous ne devez pas frapper sur le tournevis.

### **Comment nettoyer les manches multi-matières ?**

Avec un nettoyant approprié au plastique types PP/TPE.

### **Un tournevis à embout Philips peut-il servir sur une vis à tête Pozidriv?**

Cet usage n'est pas recommandé car cela pourrait causer des dommages sur la vis.