

# Izvijač plosnati TBI

602TBI



## Profili

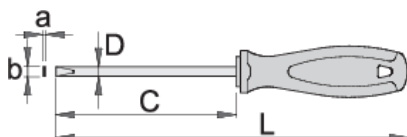





## Standardi




DIN ISO 2380-1:2006 i DIN ISO 2380-2:2006

## Atributi proizvoda

- vrh od krom-vanadij-molibdena, u cjelosti ojačan i zakaljen
- tijelo kromirano, vrh bruniran
- ručka ergonomski oblikovana
- trokomponentni materijal
- otvor u dršci za vješanje

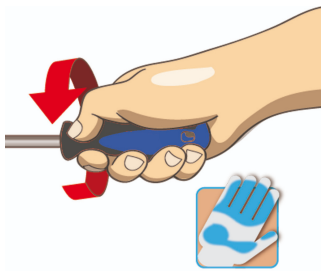


	axb	C	L	D		
612797	0.4 x 2.5	60	145	2.5	33	
612798	0.4 x 2.5	75	160	2.5	33	
611684	0.5 x 3.0	100	185	3	37	

	axb	C	L	D		
612800	0.6 x 3.5	100	185	3.5	39	
612801	0.8 x 4.0	100	185	4	43	
612803	0.8 x 4.0	250	335	4	56	
612804	1.0 x 5.5	125	225	5.5	75	

\* Slike proizvoda su simbolične. Sve dimenzije su u mm, masa je u g.

## Upotreba (pictures)



## Safety tips



- Use a screw holding screwdriver to get screws started in awkward, hard-to-reach areas.
- Use a stubby screwdriver in close quarters where a conventional screwdriver cannot be used.
- A rounded tip should be redressed with a file; make sure edges are straight.
- Screwdrivers used in the shop are best stored in a rack. This way, the proper selection of the right screwdriver can be quickly made.
- Keep the screwdriver handle clean; a greasy handle is apt to cause accidents.
- A screwdriver should never be used as pry bar. If it is overstressed in this manner, the blade might break and send a particle of steel into the operator's arm or even towards his eyes.



- Don't use pliers on the handle of a screwdriver to get extra turning power. A wrench should only be used on the square shank or bolster of a screwdriver that is especially designed for that purpose.
- Don't expose a screwdriver blade to excessive heat as it may reduce the hardness of the blade.
- Don't use a screwdriver with a split or broken handle.
- Don't use a regular screwdriver to check a storage battery or to determine if an electrical circuit is live.

## Safety (pictures)

