

# Plastik kutuda uç takımı

6776PB21



## Profiles






## Product features

- Kutu boyutları: 145 x 85 x 40

Set includes:

- 1x bits adaptor E6, 3 (1/4") (article 6715E6,3) dim. 75
- 4x hex bits (article 6469C6,3) dim. 3, 4, 5, 6
- 9x TX profile bit (article 6472C6,3) dim. TX8, TX9, TX10, TX15, TX20, TX25, TX27, TX30, TX40
- 3x double-crosstip (PZ) bit (article 6466C6,3) dim. PZ1, PZ2, PZ3

- 2x crosstip (PH) bit (article 6463C6,3) dim. PH1, PH2
- 2x slotted bit (article 6460C6,3) dim. 0.5x4.0, 1.2x6.5

Product name	SKU	Article	Dimensions	Quantity
Plastik kutuda uç takımı	621650	6776PB21	-	21
Yarıklı düz uç, 3 parçalı takım		6460C6,3	0.5 x 4.0, 1.2 x 6.5	2
İkili yıldız (PZ) uç, 3 parçalı takım		6466C6,3	PZ 1, PZ 2, PZ 3	3
TX profilili uç, 3 parçalı takım		6472C6,3	TX 8, TX 9, TX 10, TX 15, TX 20, TX 25, TX 27, TX 30, TX 40	9
Altıgen somun ucu, 3 parçalı takım		6469C6,3	3, 4, 5, 6	4
Yıldız (PH) uç, 3 parçalı takım		6463C6,3	PH 1, PH 2	2
Uç adaptörü E6, 3 (1/4")		6715E6,3	E6.3 (1/4")x75	1

\* Ürünlerin resimleri semboliktir. Bütün boyutlar mm ve ağırlık gram cinsindendir.

## Safety tips



- Use a screw holding screwdriver to get screws started in awkward, hard-to-reach areas.
- Use a stubby screwdriver in close quarters where a conventional screwdriver cannot be used.
- A rounded tip should be redressed with a file; make sure edges are straight.
- Screwdrivers used in the shop are best stored in a rack. This way, the proper selection of the right screwdriver can be quickly made.
- Keep the screwdriver handle clean; a greasy handle is apt to cause accidents.
- A screwdriver should never be used as pry bar. If it is overstressed in this manner, the blade might break and send a particle of steel into the operator's arm or even towards his eyes.



- Don't use pliers on the handle of a screwdriver to get extra turning power. A wrench should only be used on the square shank or bolster of a screwdriver that is especially designed for that purpose.
- Don't expose a screwdriver blade to excessive heat as it may reduce the hardness of the blade.
- Don't use a screwdriver with a split or broken handle.
- Don't use a regular screwdriver to check a storage battery or to determine if an electrical circuit is live.