


# SOS alet tepsisinde TBI tornavida takımı, uzun tip

964/9DSOS



## Profiles



## Product features

- Tool tray dimension: 188 x 364 x 30 mm
- Compatible with drawers of Eurostyle, Eurovision, Euromotion, Europlus and Hercules (front drawers) line

## Set includes:

- 4x TBI screwdriver with TX profile (article 621TBI) dim. TX 6, TX 7, TX 8, TX 9
- 2x TBI crosstip (PH) screwdriver (article 615TBI) dim. PH 1x80, PH 2x100
- 2x TBI double-crosstip (PZ) screwdriver (article 625TBI) dim. PZ 1x80, PZ 2x100

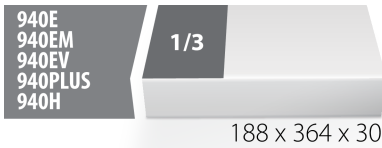
## SOS alet tepsileri - avantajları:




- malzeme: düşük yoğunluklu polietilen köpük
- SOS alet tepsileri hepsi gözle görülür bir kalıntı (leke) bırakmadan kolayca çıkarılabilecek gres yağına, petrole, yağa, nitro seyrelticilere, yapıştırıcılara ve motor yağına dayanıklı çift katmanlı köpüklü polietilenden yapılmıştır. Yapıştırıcıların ve motor yağının lekelerin kalıcı olmasını önlemek için petrole temizlenerek derhal çıkarılması gerekmektedir.

- These tool trays of polyethylene foam are used for clearer and better organised tool storage in tool boxes, tool cases, the drawers of tool carriages and tool cabinets. These tool trays can be used in a wide range of temperatures, do not absorb dampness and, with normal use, have a long lifespan. They protect the tools by holding them in their own specifically designed place, thus preventing them from moving uncontrollably around in the storage area. As the positions in the tray are precisely defined and designed for each specific tool, it is also easy to establish which tools are missing.

### Why Choose Unior:

- Unior is a renowned brand in the industry, celebrated for its dedication to quality and innovation. With a legacy of excellence, Unior tools are crafted to meet the highest standards, ensuring reliability and outstanding performance.



Product name	SKU	Article	Dimensions	Quantity
SOS alet tepsisinde TBI tornavida takımı, uzun tip	621561	964/9DSOS	-	8
TX profilli tornavida TBI		621TBI	TX 6, TX 7, TX 8, TX 9	4
Yıldız (PH) tornavida TBI		615TBI	PH 1x80, PH 2x100	2
İkili yıldız (PZ) tornavida TBI		625TBI	PZ 1x80, PZ 2x100	2
964/9DSOS için SOS alet tepsisi		vI964/9DSOS	188x364x30	1

\* Ürünlerin resimleri semboliktir. Bütün boyutlar mm ve ağırlık gram cinsindendir.

### Safety tips



- Use a screw holding screwdriver to get screws started in awkward, hard-to-reach areas.
- Use a stubby screwdriver in close quarters where a conventional screwdriver cannot be used.
- A rounded tip should be redressed with a file; make sure edges are straight.
- Screwdrivers used in the shop are best stored in a rack. This way, the proper selection of the right screwdriver can be quickly made.
- Keep the screwdriver handle clean; a greasy handle is apt to cause accidents.



- Don't use pliers on the handle of a screwdriver to get extra turning power. A wrench should only be used on the square shank or bolster of a screwdriver that is especially designed for that purpose.
- Don't expose a screwdriver blade to excessive heat as it may reduce the hardness of the blade.
- Don't use a screwdriver with a split or broken handle.
- Don't use a regular screwdriver to check a storage battery or to determine if an electrical circuit is live.

- A screwdriver should never be used as pry bar. If it is overstressed in this manner, the blade might break and send a particle of steel into the operator's arm or even towards his eyes.