

# Csavarhúzó-készlet TBI markolattal, SOS tálcában

964/9DSOS



## Profilok

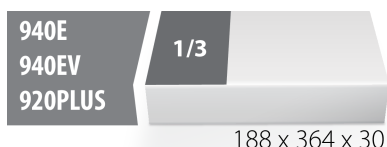





## Termékjellemzők

- szerszámtálca mérete: 188 x 364 x 30 mm
- kompatibilis az Eurostyle, Eurovision, Europlus és Hercules sorozattal (előoldali fiókok)

## Készlet tartalma:

- 4x Torx csavarhúzó, TBI (621TBI): TX 6, TX 7, TX 8, TX 9
- 2x Phillips csavarhúzó, TBI (615TBI): PH 1x80, PH 2x100
- 2x Pozidriv csavarhúzó, TBI (625TBI): PZ 1x80, PZ 2x100



Termék megnevezése	SKU	Cikk	Méretek	Mennyiség
Csavarhúzó-készlet TBI markolattal, SOS tálcában	621561	964/9DSOS	-	8
Torx (TX) csavarhúzó TBI markolattal		621TBI	TX 6, TX 7, TX 8, TX 9	4
Phillips (PH) csavarhúzó TBI markolattal		615TBI	PH 1x80, PH 2x100	2
Pozidriv (PZ) csavarhúzó TBI markolattal		625TBI	PZ 1x80, PZ 2x100	2
SOS tárolótálca 964/9DSOS készlethez		vI964/9DSOS	188x364x30	1

\* A termékeképek illusztrációk. Minden feltüntetett méret milliméterben, a tömegek grammokban. Az összes feltüntetett méret eltérhet a toleranciának megfelelően.

## Safety tips



- Use a screw holding screwdriver to get screws started in awkward, hard-to-reach areas.
- Use a stubby screwdriver in close quarters where a conventional screwdriver cannot be used.
- A rounded tip should be redressed with a file; make sure edges are straight.
- Screwdrivers used in the shop are best stored in a rack. This way, the proper selection of the right screwdriver can be quickly made.
- Keep the screwdriver handle clean; a greasy handle is apt to cause accidents.
- A screwdriver should never be used as pry bar. If it is overstressed in this manner, the blade might break and send a particle of steel into the operator's arm or even towards his eyes.



- Don't use pliers on the handle of a screwdriver to get extra turning power. A wrench should only be used on the square shank or bolster of a screwdriver that is especially designed for that purpose.
- Don't expose a screwdriver blade to excessive heat as it may reduce the hardness of the blade.
- Don't use a screwdriver with a split or broken handle.
- Don't use a regular screwdriver to check a storage battery or to determine if an electrical circuit is live.