

# Garnitura TBI izvijača u SOS ulošku

964/9DSOS



## Profili



## Atributi proizvoda

- Dimenzija uloška: 188 x 364 x 30 mm
- Za Eurostyle, Eurovision, Euromotion, Europlus i Hercules ladice za kolica (prednje ladice)

## Set sadrži:

- 4x izvijač TBI s TX profilom (artikal 621TBI) dim. TX 6, TX 7, TX 8, TX 9
- 2x izvijač križni (PH) TBI (artikal 615TBI) dim. PH 1x80, PH 2x100
- 2x TBI križni izvijač (PZ) (artikal 625TBI) dim. PZ 1x80, PZ 2x100



Naziv proizvoda

SKU

Članak

Standardi

Količina




Garnitura TBI izvijača u SOS ulošku

621561

964/9DSOS

-

8

Naziv proizvoda	SKU	Članak	Standardi	Količina
Izvijač Torx TBI		621TBI	TX 6, TX 7, TX 8, TX 9	4
Izvijač križni (PH) TBI		615TBI	PH 1x80, PH 2x100	2
Izvijač križni (PZ) TBI		625TBI	PZ 1x80, PZ 2x100	2
SOS uložak za art. 964/9DSOS		vI964/9DSOS	188x364x30	1

\* Slike proizvoda su simbolične. Sve dimenzije su u mm, masa je u g.

## Safety tips



- Use a screw holding screwdriver to get screws started in awkward, hard-to-reach areas.
- Use a stubby screwdriver in close quarters where a conventional screwdriver cannot be used.
- A rounded tip should be redressed with a file; make sure edges are straight.
- Screwdrivers used in the shop are best stored in a rack. This way, the proper selection of the right screwdriver can be quickly made.
- Keep the screwdriver handle clean; a greasy handle is apt to cause accidents.
- A screwdriver should never be used as pry bar. If it is overstressed in this manner, the blade might break and send a particle of steel into the operator's arm or even towards his eyes.



- Don't use pliers on the handle of a screwdriver to get extra turning power. A wrench should only be used on the square shank or bolster of a screwdriver that is especially designed for that purpose.
- Don't expose a screwdriver blade to excessive heat as it may reduce the hardness of the blade.
- Don't use a screwdriver with a split or broken handle.
- Don't use a regular screwdriver to check a storage battery or to determine if an electrical circuit is live.