

Set TBI izvijača u SOS ulošku

964/9DSOS



Profili

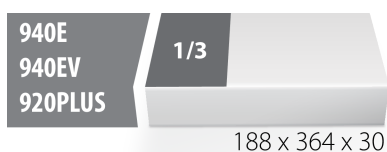


Atributi proizvoda

- Tool tray dimension: 188 x 364 x 30 mm
- Compatible with drawers of Eurostyle, Eurovision, Euromotion, Europlus and Hercules (front drawers) line

Set includes:

- 4x TBI screwdriver with TX profile (article 621TBI) dim. TX 6, TX 7, TX 8, TX 9
- 2x TBI crosstip (PH) screwdriver (article 615TBI) dim. PH 1x80, PH 2x100
- 2x TBI double-crosstip (PZ) screwdriver (article 625TBI) dim. PZ 1x80, PZ 2x100






Ime proizvoda

SKU

Članak

Dimenzije

Količina

Ime proizvoda	SKU	Članak	Dimenzije	Količina
Set TBI izvijača u SOS ulošku	621561	964/9DSOS	-	8
Izvijač Torx TBI		621TBI	TX 6, TX 7, TX 8, TX 9	4
Izvijač križni (PH) TBI		615TBI	PH 1x80, PH 2x100	2
Izvijač križni (PZ) TBI		625TBI	PZ 1x80, PZ 2x100	2
SOS uložak za art. 964/9DSOS		vI964/9DSOS	188x364x30	1

* Slike proizvoda su simbolične. Sve dimenzije su u mm, masa je u g.

Safety tips



- Use a screw holding screwdriver to get screws started in awkward, hard-to-reach areas.
- Use a stubby screwdriver in close quarters where a conventional screwdriver cannot be used.
- A rounded tip should be redressed with a file; make sure edges are straight.
- Screwdrivers used in the shop are best stored in a rack. This way, the proper selection of the right screwdriver can be quickly made.
- Keep the screwdriver handle clean; a greasy handle is apt to cause accidents.
- A screwdriver should never be used as pry bar. If it is overstressed in this manner, the blade might break and send a particle of steel into the operator's arm or even towards his eyes.



- Don't use pliers on the handle of a screwdriver to get extra turning power. A wrench should only be used on the square shank or bolster of a screwdriver that is especially designed for that purpose.
- Don't expose a screwdriver blade to excessive heat as it may reduce the hardness of the blade.
- Don't use a screwdriver with a split or broken handle.
- Don't use a regular screwdriver to check a storage battery or to determine if an electrical circuit is live.