

# Zestaw wkrętek TBI w plastikowym pudełku

607PB9TBI



## Profile






## Cechy produktu

- Wymiary skrzynki : 307x260x55

## Zestaw zawiera:

- 4x wkrętak płaski TBI (art. 605TBI) rozm. 0.5x3.0x80, 0.8x4.0x100, 1.0x5.5x125, 1.2x6.5x150
- 2x wkrętak krzyżakowy (PH) TBI (art. 615TBI) rozm. PH 1x80, PH 2x100

- 3x wkrętak krzyżakowy (PZ) TBI (art. 625TBI) rozm. PZ 0x60, PZ 1x80, PZ 2x100

Nazwa produktu	SKU	Artykuł	Wymiary	Ilość
Zestaw wkrętaków TBI w plastikowym pudełku	621419	607PB9TBI	-	9
Wkrętak płaski TBI		605TBI	0.5 x 3.0x80, 0.8 x 4.0x100, 1.0 x 5.5x125, 1.2 x 6.5x150	4
Wkrętak krzyżakowy (PH) TBI		615TBI	PH 1x80, PH 2x100	2
Wkrętak krzyżakowy (PZ) TBI		625TBI	PZ 0x60, PZ 1x80, PZ 2x100	3
Plastikowa skrzynka do kluczy nasadowych		981PBS2	307x260x55	1

\* Przedstawiony wygląd produktu jest orientacyjny. Wszystkie wymiary są w mm, podana waga w gramach

## Wskazówki bezpieczeństwa



- Use a screw holding screwdriver to get screws started in awkward, hard-to-reach areas.
- Use a stubby screwdriver in close quarters where a conventional screwdriver cannot be used.
- A rounded tip should be redressed with a file; make sure edges are straight.
- Screwdrivers used in the shop are best stored in a rack. This way, the proper selection of the right screwdriver can be quickly made.
- Keep the screwdriver handle clean; a greasy handle is apt to cause accidents.
- A screwdriver should never be used as pry bar. If it is overstressed in this manner, the blade might break and send a particle of steel into the operator's arm or even towards his eyes.



- Don't use pliers on the handle of a screwdriver to get extra turning power. A wrench should only be used on the square shank or bolster of a screwdriver that is especially designed for that purpose.
- Don't expose a screwdriver blade to excessive heat as it may reduce the hardness of the blade.
- Don't use a screwdriver with a split or broken handle.
- Don't use a regular screwdriver to check a storage battery or to determine if an electrical circuit is live.

## Bezpieczeństwo (Obrazy)

