

# Гарнитура одвртувачи ТВІ во пластична касета

607PB9ТВІ



## Profiles






## Product features

- Димензија на касетата: 307x260x55

## Гарнитурата вклучува:

- 4 ТВІ плоснати одвртувачи (артикл 605ТВІ) димензија 0.5x3.0x80, 0.8x4.0x100, 1.0x5.5x125, 1.2x6.5x150

- 2 TBI одвртувач крстач PH ( артикл 615TBI ) димензија PH 1x80, PH 2x100
- 3 x TBI дупли крстач (PZ) одвртувач (article 625TBI) dim. PZ 0x60, PZ 1x80, PZ 2x100

Product name	SKU	Article	Dimensions	Quantity
Гарнитура одвртувачи TBI во пластична касета	621419	607PB9TBI	-	9
Одвртувач плоснат TBI изведба		605TBI	0.5 x 3.0x80, 0.8 x 4.0x100, 1.0 x 5.5x125, 1.2 x 6.5x150	4
Одвртка крстач (PH) TBI изведба		615TBI	PH 1x80, PH 2x100	2
Одвртка кратка со двоен крстач (PZ)облик TBI изведба		625TBI	PZ 0x60, PZ 1x80, PZ 2x100	3
Пластична касета за насадни клучеви		981PBS2	307x260x55	1

\* Сликите на производите се симболични. Сите димензии се во мм, тежината е во грамови. Сите наведени димензии може да се разликуваат во ниво на толеранција

## Safety tips



- Use a screw holding screwdriver to get screws started in awkward, hard-to-reach areas.
- Use a stubby screwdriver in close quarters where a conventional screwdriver cannot be used.
- A rounded tip should be redressed with a file; make sure edges are straight.
- Screwdrivers used in the shop are best stored in a rack. This way, the proper selection of the right screwdriver can be quickly made.
- Keep the screwdriver handle clean; a greasy handle is apt to cause accidents.
- A screwdriver should never be used as pry bar. If it is overstressed in this manner, the blade might break and send a particle of steel into the operator's arm or even towards his eyes.



- Don't use pliers on the handle of a screwdriver to get extra turning power. A wrench should only be used on the square shank or bolster of a screwdriver that is especially designed for that purpose.
- Don't expose a screwdriver blade to excessive heat as it may reduce the hardness of the blade.
- Don't use a screwdriver with a split or broken handle.
- Don't use a regular screwdriver to check a storage battery or to determine if an electrical circuit is live.

## Safety (pictures)

