

塑料盒装TBI手柄螺丝刀套装

607PB9TBI



配置文件






产品属性

- 盒子尺寸：307 x 260 x 55

Set includes:

- 4x TBI flat screwdriver (article 605TBI) dim. 0.5x3.0x80, 0.8x4.0x100, 1.0x5.5x125, 1.2x6.5x150
- 2x TBI crosstip (PH) screwdriver (article 615TBI) dim. PH 1x80, PH 2x100
- 3x TBI double-crosstip (PZ) screwdriver (article 625TBI) dim. PZ 0x60, PZ 1x80, PZ 2x100

产品名称	SKU	文章	尺寸	数量
塑料盒装TBI手柄螺丝刀套装	621419	607PB9TBI	-	9
TBI柄一字螺丝刀		605TBI	0.5 x 3.0x80, 0.8 x 4.0x100, 1.0 x 5.5x125, 1.2 x 6.5x150	4
TBI柄十字(PH)螺丝刀		615TBI	PH 1x80, PH 2x100	2
TBI柄双十字(PZ)螺丝刀		625TBI	PZ 0x60, PZ 1x80, PZ 2x100	3
套筒扳手塑料箱	981PBS2		307x260x55	1

* Images of products are symbolic. All dimensions are in mm, and weight is in grams. All listed dimensions may vary in tolerance.

Safety tips



- Use a screw holding screwdriver to get screws started in awkward, hard-to-reach areas.
- Use a stubby screwdriver in close quarters where a conventional screwdriver cannot be used.
- A rounded tip should be redressed with a file; make sure edges are straight.
- Screwdrivers used in the shop are best stored in a rack. This way, the proper selection of the right screwdriver can be quickly made.
- Keep the screwdriver handle clean; a greasy handle is apt to cause accidents.
- A screwdriver should never be used as pry bar. If it is overstressed in this manner, the blade might break and send a particle of steel into the operator's arm or even towards his eyes.



- Don't use pliers on the handle of a screwdriver to get extra turning power. A wrench should only be used on the square shank or bolster of a screwdriver that is especially designed for that purpose.
- Don't expose a screwdriver blade to excessive heat as it may reduce the hardness of the blade.
- Don't use a screwdriver with a split or broken handle.
- Don't use a regular screwdriver to check a storage battery or to determine if an electrical circuit is live.

Safety (pictures)

