

Csavarhúzó-készlet TBI markolattal, műanyag dobozban

607PB8TBI



Profilok







Termékjellemzők

- doboz mérete: 307 x 260 x 55 mm

Készlet tartalma:

- 1x lapos csavarhúzó, TBI (602TBI): 0.5x3.0x100
- 3x lapos csavarhúzó, TBI (605TBI): 0.8x4.0x100, 1.0x5.5x125, 1.2x6.5x150

- 2x Phillips csavarhúzó, TBI (615TBI): PH 1x80, PH 2x100
- 2x Pozidriv csavarhúzó, TBI (625TBI): PZ 1x80, PZ 2x100

Termék megnevezése	SKU	Cikk	Méreték	Mennyiség
Csavarhúzó-készlet TBI markolattal, műanyag dobozban	621445	607PB8TBI	-	8
Lapos (SL) villanszerelő csavarhúzó TBI markolattal		602TBI	0.5 x 3.0x100	1
Lapos (SL) csavarhúzó TBI markolattal		605TBI	0.8 x 4.0x100, 1.0 x 5.5x125, 1.2 x 6.5x150	3
Phillips (PH) csavarhúzó TBI markolattal		615TBI	PH 1x80, PH 2x100	2
Pozidriv (PZ) csavarhúzó TBI markolattal		625TBI	PZ 1x80, PZ 2x100	2
Műanyag tárolódoboz		981PBS2	307x260x55	1

* A termékképek illusztrációk. Minden feltüntetett méret milliméterben, a tömegek grammokban. Az összes feltüntetett méret eltérhet a toleranciának megfelelően.

Safety tips



- Use a screw holding screwdriver to get screws started in awkward, hard-to-reach areas.
- Use a stubby screwdriver in close quarters where a conventional screwdriver cannot be used.
- A rounded tip should be redressed with a file; make sure edges are straight.
- Screwdrivers used in the shop are best stored in a rack. This way, the proper selection of the right screwdriver can be quickly made.
- Keep the screwdriver handle clean; a greasy handle is apt to cause accidents.
- A screwdriver should never be used as pry bar. If it is overstressed in this manner, the blade might break and send a particle of steel into the operator's arm or even towards his eyes.



- Don't use pliers on the handle of a screwdriver to get extra turning power. A wrench should only be used on the square shank or bolster of a screwdriver that is especially designed for that purpose.
- Don't expose a screwdriver blade to excessive heat as it may reduce the hardness of the blade.
- Don't use a screwdriver with a split or broken handle.
- Don't use a regular screwdriver to check a storage battery or to determine if an electrical circuit is live.

Safety (pictures)

