

Izvijači TBI u plastičnoj kutiji

607PB8TBI



Profili







Atributi proizvoda

- dimenzije kutije: 307x260x55

Set includes:

- 1x flat screwdriver TBI (article 602TBI) dim. 0.5x3.0x100
- 3x TBI flat screwdriver (article 605TBI) dim. 0.8x4.0x100, 1.0x5.5x125, 1.2x6.5x150
- 2x TBI crosstip (PH) screwdriver (article 615TBI) dim. PH 1x80, PH 2x100
- 2x TBI double-crosstip (PZ) screwdriver (article 625TBI) dim. PZ 1x80, PZ 2x100

Ime proizvoda	SKU	Članak	Dimenzije	Količina
Izvijači TBI u plastičnoj kutiji	621445	607PB8TBI	-	8
Izvijač plosnati TBI		602TBI	0.5 x 3.0x100	1
Izvijač plosnati TBI		605TBI	0.8 x 4.0x100, 1.0 x 5.5x125, 1.2 x 6.5x150	3
Izvijač križni (PH) TBI		615TBI	PH 1x80, PH 2x100	2
Izvijač križni (PZ) TBI		625TBI	PZ 1x80, PZ 2x100	2
Plastična kutija za nasadne ključeve		981PBS2	307x260x55	1

* Slike proizvoda su simbolične. Sve dimenzije su u mm, masa je u g.

Safety tips



- Use a screw holding screwdriver to get screws started in awkward, hard-to-reach areas.
- Use a stubby screwdriver in close quarters where a conventional screwdriver cannot be used.
- A rounded tip should be redressed with a file; make sure edges are straight.
- Screwdrivers used in the shop are best stored in a rack. This way, the proper selection of the right screwdriver can be quickly made.
- Keep the screwdriver handle clean; a greasy handle is apt to cause accidents.
- A screwdriver should never be used as pry bar. If it is overstressed in this manner, the blade might break and send a particle of steel into the operator's arm or even towards his eyes.



- Don't use pliers on the handle of a screwdriver to get extra turning power. A wrench should only be used on the square shank or bolster of a screwdriver that is especially designed for that purpose.
- Don't expose a screwdriver blade to excessive heat as it may reduce the hardness of the blade.
- Don't use a screwdriver with a split or broken handle.
- Don't use a regular screwdriver to check a storage battery or to determine if an electrical circuit is live.

Safety (pictures)

