


# Draaibare voet voor 721/6 en 721Q/6

721.1/6



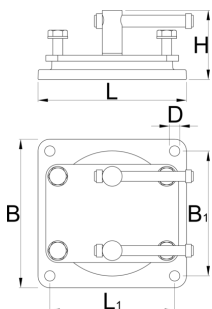
## Profielen




---



## Product attributen

- base plate from grey iron casting
- Materiaal andere onderdelen: speciaal gereedschapsstaal
- roterende basis tot 360°



		L	B	H	B1	L1	D	
621566	80	96	96	47	81	81	6.5	2570
621483	125	149.9	149.9	70	126	126	10.5	2590
621569	150	190	190	87.5	160	160	13	5190
621572	200	210	210	93.5	176	176	13	6600

\* Afbeeldingen van producten zijn symbolisch. Alle afmetingen zijn in mm en gewicht in gram. Alle vermelde afmetingen kunnen variëren in tolerantie.

## Veiligheidstips



- Avoid clamping with heavy pressure on the corner of the vice jaws as it may break off a corner of a jaw.
- Replace a bent handle as soon as possible.
- Use bolts in all of the holes in the base of the vice.
- Use lock washers under the nuts.
- When work is held in a vice for sawing, saw as close to the jaws as possible to prevent vibrations. Be careful not to cut into the jaws.
- When clamping extra long work, support the far end of work rather than putting extra pressure on the vice.
- Regularly lightly oil all moving parts.
- If the threaded part of the vice is exposed, keep it free of chips and dirt.
- Discard any vice that exhibits the slightest hairline fracture.
- Always use a vice large enough to hold the work without strain.



- Don't use the jaws of a vice as an anvil.
- Never use an extension handle for extra clamping pressure.
- Never pound on the handle to tighten beyond hand pressure.
- Never try to repair a vice by welding or brazing.
- Don't try to bend a heavy rod in a light vice.