


Hızlı hareket sistemli Hızlı IRONGATOR mühendis mengenesi

721Q/6

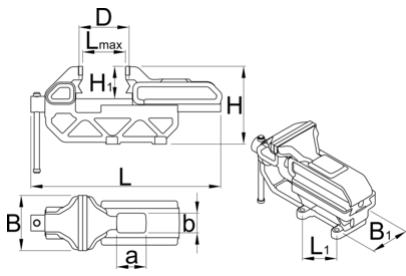


Profiles



Product features

- gri demir dökümden muhafaza
- karbon alet çeliğinden, serleştirilmiş ve temperlenmiş sıcak dövme çeneler
- lake kaplı muhafaza, korozyon önleyici yağla kaplı çeneler, çinko kaplı diğer parçalar
- uniPRO sürgüleri, hareketli parçaların hassas çalışmasını sağlar
- mühendis mengenesi, döner tablayla birleştirilebilir
- hızlı hareket sistemi



	B	L↑	L	D	H1	a	b	H	L1	B1	
621482	125	120	336	17 - 62	95	66	44	176	132	90	14500
621568	150	140	400	20 - 75	117	80	53	211	154	105	23500

* Ürünlerin resimleri semboliktir. Bütün boyutlar mm ve ağırlık gram cinsindendir.


Usage (pictures)



Accessories



721/6 ve 721Q/6 için döner tabla



721/6 ve 721Q/6 için yedek alüminyum çene

Spare parts



721/6 ve 721Q/6 için yedek çene



721/6 ve 721Q/6 için yedek alüminyum çene

Safety tips



- Avoid clamping with heavy pressure on the corner of the vice jaws as it may break off a corner of a jaw.
- Replace a bent handle as soon as possible.
- Use bolts in all of the holes in the base of the vice.
- Use lock washers under the nuts.
- When work is held in a vice for sawing, saw as close to the jaws as possible to prevent vibrations. Be careful not to cut into the jaws.
- When clamping extra long work, support the far end of work rather than putting extra pressure on the vice.
- Regularly lightly oil all moving parts.
- If the threaded part of the vice is exposed, keep it free of chips and dirt.
- Discard any vice that exhibits the slightest hairline fracture.
- Always use a vice large enough to hold the work without strain.
- Don't use the jaws of a vice as an anvil.
- Never use an extension handle for extra clamping pressure.
- Never pound on the handle to tighten beyond hand pressure.
- Never try to repair a vice by welding or brazing.
- Don't try to bend a heavy rod in a light vice.