

Bolt cutters with interchangeable triangular cutting edges

596PLUS/6G



Profiles



Product features

- material: premium hard chrome vanadium steel
- jaws exchangeable and adjustable in three position, entirely hardened and tempered
- steel handles, lacquered, heavy duty plastic handles

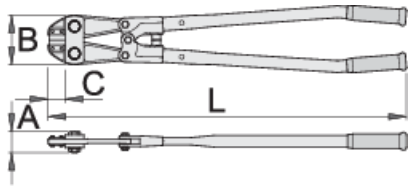
Advantages:

- extreme strength and minimum weight
- outstanding resistance to the maximum forces generated during cutting
- complete anti-corrosion resistance
- straightforward guidance and proper handling
- shock absorber for the prevention of injuries
- triangular blade - threefold longer service life
- the procedure for adjusting the jaw cutting edges

How to adjust the cutting edges?

- Release the safety nut.
- Take the screw out of the groove and turn it until there is no spacing between the cutting edges

- Secure the safety nut.



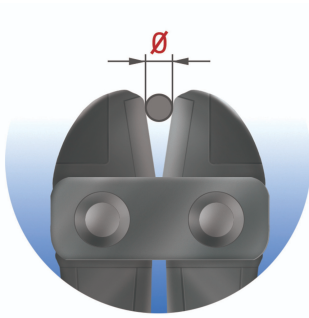
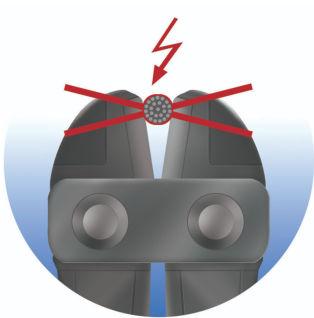
	L	A	B	C	
615256	750	43	96	46	4060
615257	900	47	109	50	6300

cutting capacity (10N=1kg)

	L	max 1560 N/mm² Ø↑	max 750 N/mm² Ø↑
615256	750	8	13
615257	900	9	16

* Images of products are symbolic. All dimensions are in mm, and weight in grams. All listed dimensions may vary in tolerance.

Usage (pictures)



Spare parts



Spare jaw for 596PLUS/6G



Spare cutting edges for 596PLUS/6G



Spare cutting edge for 596PLUS/6G

Frequently asked questions

Can we eliminate the clearance between the blades of the bolt cutter?

Of course. The procedure is described in the instructions.

If we change the triangular blade, do we have to adjust the clearance as well?

When installing, it is necessary to make sure that the blades are installed in parallel and that the screws are tightened accordingly.