

# Tenekeci makasları düz

573/7P

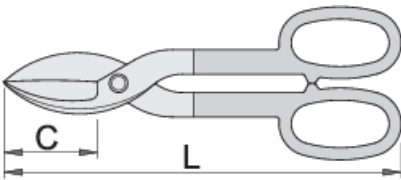




## Profiles



## Product features

- malzeme: özel alet çeliği
- sıcak dövme
- endüksiyonla sertleştirilmiş bıçak
- plastik daldırma saplar



	L	C	
615158	175	40	265
615159	200	40	318
615160	250	51	497



L

C



615161

300

70

627

615162

350

76

802

\* Ürünlerin resimleri semboliktir. Bütün boyutlar mm ve ağırlık gram cinsindedir.

## Safety tips



- Be careful of sharp edges on the cutting edges of these tools.
- Use only hand pressure for cutting.
- Snips should be carefully put away after use. Wipe the cutting edges with a lightly oiled rag.
- Oil the pivot bolt on the snips occasionally.



- Don't try to cut sharp curves with straight cut snips.
- Don't sharpen a snip blade.
- Don't use snips as a hammer, screwdriver or pry bar. Use proper tools for the job.
- Don't store snips in a drawer with other tools. Tools with cutting edges should always be treated with extra respect.
- Never hammer, or use your foot to get extra pressure on the cutting edges.