

Tin snips straight

573/7P

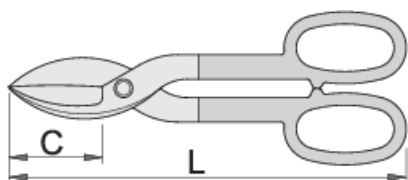





Profiles






Product features

- material: premium plus carbon steel
- drop forged
- blade induction hardened
- handles plastic dipped



	L	C		
615158	175	40	265	Till end of stock
615159	200	40	318	Till end of stock
615160	250	51	497	Till end of stock

	L	C		
615161	300	70	627	Till end of stock
615162	350	76	802	Till end of stock

* Images of products are symbolic. All dimensions are in mm, and weight in grams. All listed dimensions may vary in tolerance.

Safety tips



- Be careful of sharp edges on the cutting edges of these tools.
- Use only hand pressure for cutting.
- Snips should be carefully put away after use. Wipe the cutting edges with a lightly oiled rag.
- Oil the pivot bolt on the snips occasionally.



- Don't try to cut sharp curves with straight cut snips.
- Don't sharpen a snip blade.
- Don't use snips as a hammer, screwdriver or pry bar. Use proper tools for the job.
- Don't store snips in a drawer with other tools. Tools with cutting edges should always be treated with extra respect.
- Never hammer, or use your foot to get extra pressure on the cutting edges.