

# Ensemble de vissage en module SOS

964/37SOS



## Profils

---









## Description produit

- Dimension du module : 564 x 364 x 30 mm
- Compatible avec les tiroirs des gammes Eurostyle, Eurovision, Europlus et Hercules (tiroirs de devant)

## Le jeu comprend :

- 5x flat screwdriver TBI (article 605TBI) dim. 0.5x3.0x80, 0.8x4.0x100, 1.0x5.5x125, 1.2x6.5x150, 1.6x8.0x175
- 4x crosstip (PH) screwdriver TBI (article 615TBI) dim. PH 0x60, PH 1x80, PH 2x100, PH 3x150
- 2x stubby flat screwdriver TBI (article 627TBI) dim. 1.0x5.5x25, 1.2x6.5x25
- 2x stubby crosstip (PH) screwdriver TBI (article 626TBI) dim. PH 1x25, PH 2x25
- 9x TBI screwdriver with TX profile (article 621TBI) dim. TX 6, TX 8, TX 10, TX 15, TX 20, TX 25, TX 27, TX 30, TX 40
- 6x T-handle ball-end hex wrench (article 193HXS) dim. 3, 4, 5, 6, 8, 10

Nom du produit	SKU	Article	Dimensions	Quantité
Ensemble de vissage en module SOS	621396	964/37SOS	-	28
Tournevis TBI mécanicien pour vis à fente		605TBI	0.5 x 3.0x80, 0.8 x 4.0x100, 1.0 x 5.5x125, 1.2 x 6.5x150, 1.6 x 8.0x175	5
Tournevis TBI pour vis à empreinte PHILLIPS		615TBI	PH 0x60, PH 1x80, PH 2x100, PH 3x150	4
Tournevis Boule TBI pour vis à empreinte PHILLIPS		626TBI	PH 1x25, PH 2x25	2
Tournevis Boule TBI pour vis à fente		627TBI	1.0 x 5.5x25, 1.2 x 6.5x25	2
Tournevis TBI pour vis à empreinte TORX		621TBI	TX 6, TX 8, TX 10, TX 15, TX 20, TX 25, TX 27, TX 30, TX 40	9
Clé mâle à poignée à embout sphérique hexagonal		193HXS	3, 4, 5, 6, 8, 10	6
Module mousse SOS vide pour 964/37SOS		vI964/37SOS	564x364x30	1

\* Les images des produits ne sont pas contractuelles. Toutes les dimensions sont en mm, les poids en grammes.

## Safety tips



- Use a screw holding screwdriver to get screws started in awkward, hard-to-reach areas.
- Use a stubby screwdriver in close quarters where a conventional screwdriver cannot be used.
- A rounded tip should be redressed with a file; make sure edges are straight.
- Screwdrivers used in the shop are best stored in a rack. This way, the proper selection of the right screwdriver can be quickly made.
- Keep the screwdriver handle clean; a greasy handle is apt to cause accidents.



- Don't use pliers on the handle of a screwdriver to get extra turning power. A wrench should only be used on the square shank or bolster of a screwdriver that is especially designed for that purpose.
- Don't expose a screwdriver blade to excessive heat as it may reduce the hardness of the blade.
- Don't use a screwdriver with a split or broken handle.
- Don't use a regular screwdriver to check a storage battery or to determine if an electrical circuit is live.

- A screwdriver should never be used as pry bar. If it is overstressed in this manner, the blade might break and send a particle of steel into the operator's arm or even towards his eyes.