

Set de capete chei tubulare cu accesorii in suport SOS

964/36SOS



Profile



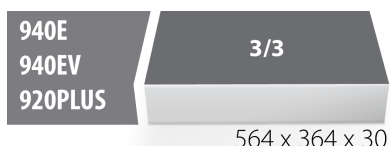
Caracteristicile produsului














- Tool tray dimension: 564 x 364 x 30 mm
- Compatible with drawers of Eurostyle, Eurovision, Euromotion, Europlus and Hercules (front drawers) line











Set includes:

- 12x socket 1/4", 6 point (article 188/2 6P) dim. 4, 4.5, 5, 5.5, 6, 7, 8, 9, 10, 11, 12, 13
- 7x socket 1/4" with internal TX profile (article 189/2) dim. E4, E5, E6, E7, E8, E10, E11
- 19x screwdriver socket 1/4"; hex (article 187/2HX dim. 3, 4, 5, 6, 7), TX profile (article 187/2TX dim. TX8, TX10, TX15, TX20, TX25, TX27, TX30, TX40), crosstip (article 187/2PH dim. PH 1, PH 2, PH 3), flat (article 187/2SL dim. 0.8x4, 1,0x5,5, 1,2x7)
- 1X Reversible ratchet 1/4"
- accessories 1/4"; 1x swivel handle, 1x sliding T - handle, 2x extension bar (55, 150mm), 1x universal joint, 1x adaptor (1/4"-3/8")
- 1x spinner handle 1/4"

- 18x socket 1/2", 6 point (article 190/1 6P) dim. 10, 11, 12, 13, 14, 15, 16, 17, 18, 19, 20, 21, 22, 23, 24, 27, 30, 32
- 4x screwdriver socket 1/2", with TX profile (article 192/2TX) dim. TX30, TX40, TX45, TX50
- 4x socket 1/2" with internal TX profile (article 191/1) dim. E10, E11, E12, E14
- 6x hex socket 1/2" (article 192/2HX) dim. 6, 7, 8, 9, 10, 12
- 4x long screwdriver socket 1/2", with ZX profile (article 192/2ZXL) dim. M6, M8, M10, M12
- 1X Reversible ratchet 1/2"
- accessories 1/2"; 1x swivel handle, 1x sliding T - handle, 2x extension bar (125, 250mm), 1x universal joint



Denumirea Produsului	SKU	Articol	Dimensiuni	Cantitate
Set de capete chei tubulare cu accesorii in suport SOS	621395	964/36SOS	-	88
Capat cheie tubulara 1/4"		188/2 6p	4, 4.5, 5, 5.5, 6, 7, 8, 9, 10, 11, 12, 13	12
Capete chei tubulare cu profil TX interior 1/4"		189/2	E 4, E 5, E 6, E 7, E 8, E 10, E 11	7
Capete chei tubulare cu hexagon exterior 1/4"		187/2HX	3, 4, 5, 6, 7	5
capete chei tubulare cu cap profil TX exterior 1/4"		187/2TX	TX 8, TX 10, TX 15, TX 20, TX 25, TX 27, TX 30, TX 40	8
capete chei tubulare cu cap surubelnita exterior 1/4"		187/2SL	0.8 x 4, 1,0 x 5,5, 1,2 x 7	3
Capete chei tubulare cu cap profil PH exterior 1/4"		187/2PH	PH 1, PH 2, PH 3	3
Antrenor cu clichet reversibil 1/4"		188.1/1ABI	1/4"	1
Antrenor articulata cu maner		188.2/2BI	1/4"	1
Antrenor cu parghie glisanta 1/4"		188.3/2	1/4"	1
Prelungitor 1/4"		188.4/2	1/4"x55, 1/4"x150	2
Intermediar cardanic 1/4"		188.6/2	1/4"	1
Adaptor 1/4"-3/8"		188.7/2	1/4" - 3/8"	1
Surubelnita cu patrat de 1/4"		188.8	1/4"	1

Denumirea Produsului	SKU	Articol	Dimensiuni	Cantitate
Capete chei tubulare 1/2"		190/1 6p	10, 11, 12, 13, 14, 15, 16, 17, 18, 19, 20, 21, 22, 23, 24, 27, 30, 32	18
Capete chei tubulare cu profil TX interior 1/2"		191/1	E 10, E 11, E 12, E 14	4
Capete chei tubulare cu profil hexagonal exterior 1/2"		192/2HX	6, 7, 8, 9, 10, 12	6
Capete chei tubulare cu profil TX exterior 1/2"		192/2TX	TX 30, TX 40, TX 45, TX 50	4
Capete chei tubulare cu profil ZX exterior lungi 1/2"		192/2ZXL	M 6, M 8, M 10, M 12	4
Antrenor cu clichet reversibil 1/2"		190.1/1ABI	1/2"	1
Antrenor articulat cu maner 1/2"		190.2/1BI	1/2"x380	1
Antrenor cu parghie glisanta 1/2"		190.3/1	1/2"	1
Prelungitor lung 1/2"		190.4/1	1/2"x250, 1/2"x125	2
Intermediar cardanic 1/2"		190.6/2	1/2"	1
Modul SOS pentru 964/36SOS		vI964/36SOS	564x364x30	1

* Imaginea produsului este simbolica. Toate dimensiunile sunt exprimate în mm, greutatea în grame.